

- **Safe operation and high process resistance**
  - 316L stainless steel body and PEEK insulator operates to 20 bar (290 psi) and 200°C (392°F)
  - Epoxy body and carbon electrodes to 6.6 bar (100 psi) and 100°C (212°F)
- **Easy installation and operation**
  - insertion, flow-through, immersion and submersible types
- **Problem-free cable connection**
  - plug-in connector eliminates incorrect connection and tangled cables
  - terminal head version for on-site adjustment of cable length
- **Excellent for rapid changing processes**
  - fast integral temperature sensor
  - $T_{90}$  under 30 seconds
- **Reduced maintenance**
  - easy to clean, removable electrode sheath
- **Wide range of applications**
  - power plants
  - water treatment
  - de-mineralization
  - semiconductors
  - pulp & paper



**Rugged sensors, rapid response**

### Safe Operation and High Process Resistance

The AC200 series of cells provide highly accurate and reliable in-line conductivity measurements up to 20 bar (290 psi) and 200°C (392°F). Typical applications are power plants, ion-exchangers, reverse osmosis and chip cleaning.

AC210 cells are available as screw-in, flow-through, immersion and submersible types to permit installation in the majority of industrial applications.

The series comprises two essential variants: AC210 with electrodes of high-density graphite (for 0.1 and 1.0 cell constants); and AC220 stainless steel (for 0.01 and 0.1 cell constants).

A range of cell constants (k values) is provided to measure a wide range of process media from 10,000  $\mu\text{S cm}^{-1}$  down to 0.055  $\mu\text{S cm}^{-1}$  (or 18.2 M .cm).

All AC200 cells are manufactured to highly exacting standards. Traceable certificates of cell constant accuracy can be supplied on request.



Detachable Connector for Easy Installation

### Flexibility of Cable Connection

A choice of sensor cable interconnection methods is provided in order to suit a wide variety of needs. The detachable cable connector ensures easy installation and eliminates the possibility of making a wrong connection or tangling cables.

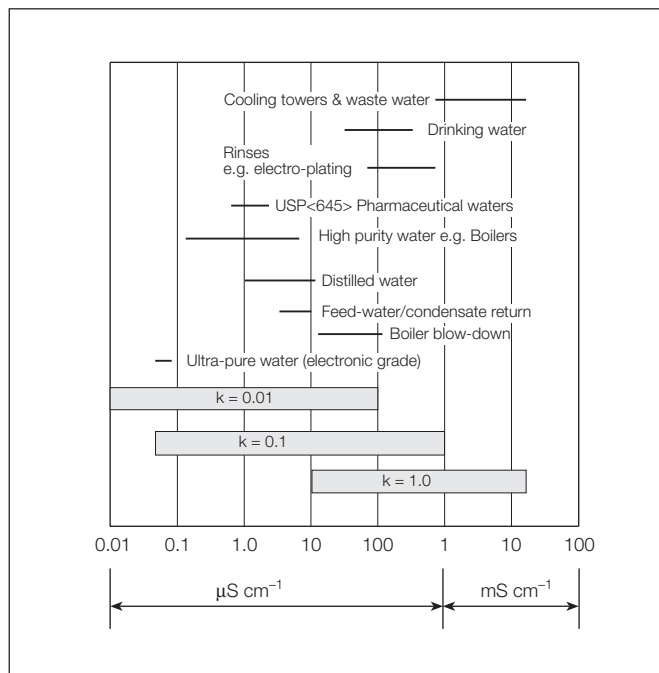
For user flexibility, a terminal head version enables on-site adjustment of cable length and cell stocking, while direct fixed integral cable mounting is provided for the simplest, problem-free connection.

### Rapid Integral Temperature Sensor

Temperature compensation is critical for conductivity measurement, particularly where a wide variation of temperatures is expected.

In addition, detection of cooling water failure can be critical on high temperature sampled systems in the modern power plant.

All AC220 stainless steel cells are equipped with a very fast temperature compensator with  $T_{90}$  of under 30s. This enables accurate temperature compensation and use as a separate temperature measurement for output from the analyzer.



Process Solutions and Cell Constants

### Simple Maintenance Easy-to-Clean Cells

Some ultra-pure water processes can contain contaminants that periodically could coat electrodes and reduce measurement accuracy. This can occur during commissioning of new plant or with on-demand power plant where the process does not run continually.

To make maintenance easier all AC220 cells have a removable outer sheath making access for cleaning very simple.

**Easy Installation and Operation**

**Insertion, Flow, Immersion and Submersion**

The AC200 is designed to make installation easy and operation simple. These sensors have been designed for mounting in-line, immersed in tanks or directly submerged. The comprehensive range easily meets actual process needs

**AC210 Graphite/Epoxy Cells**

AC210 sensors are constructed of high-density graphite electrodes mounted in loaded epoxy resin. This provides excellent polarisation resistance at higher conductivities and exceptional chemical resistance.

**AC211 Screw-in Insertion Cells**

The AC211 sensor is designed to be screwed directly in-line and is rated to 100°C (212°F) and 7 bar (100 psi). The process connection is a G 1 in. (BSP) or NPT male thread.

IP68 cable connection options include fixed cable, terminal head and a detachable connector.



AC211 Screw-in Cells

**AC212 Flow-through Cell**

The AC212 cell is an integral, flow-through design reducing outlay and easing installation in small-bore lines. The sensor is suitable for operation to 100°C (212°F) and 7 bar (100 psi).

Process connections are Rp 1/2 in. (BSP parallel) and NPT female threads.

Connection of cable is achieved via the integrated IP67 terminal head.



AC212 Flow-through Cell for small bore lines

**AC213 Immersion and Submersible Cells**

Installation in open channels and tanks is easily achieved with the AC213 polypropylene immersion (dip) system in either 1m (3.3 ft) or 2m (6.6 ft) length. Actual dip length is adjustable on site enabling the system to match actual process needs.

Longer dip lengths are accommodated with the submersible version mounted in a dip tube provided by the user. IP68 protection of the integral, potted-in cable makes it perfectly suited for direct submersion in open channels and bore holes.



AC213/0 Submersible and AC213/1 Immersion Cells

**AC220 Stainless Steel Cells**

The AC220 series comprises dedicated screw-in cells that can be inserted directly in-line or screwed into a flow-chamber.

AC220 steel cells are rated to 20 bar (290 psi) and 200°C (392°F) when using the terminal head version with ABB high temperature cable. All other types are suitable for operation to 110°C (230°F).



AC221 Stainless Steel Cells

## Specification

### AC210 Carbon Cells

#### Wetted parts

Electrodes	Carbon
Cell body	Loaded epoxy resin
Mounting boss (AC211)	316L stainless steel
Immersion tube (AC213/1 and /2)	Glass reinforced polypropylene
Submersible shroud and cable (AC213/0)	PVC and cross-linked polyolefin

#### Temperature and Pressure limits

##### Insertion and flow-through variants

Max. operating temperature	100°C (212°F)
Max. operating pressure (absolute)	7 bar (700 kPa, 100 psi)

##### Immersion (dip) variant

Max. operating temperature	90°C (194°F)
Max. operating pressure (absolute)	2m water head (0.2bar)

##### Submersible variant

Max. operating temperature	80°C (176°F)
Max. operating pressure (absolute)	10m water head (1bar)

#### Ingress protection

IP68	all variants except flow-through
IP67	flow-through

#### Available cell constants

0.10 and 1.00

#### Temperature element

Integral Pt100 (3-wire) in sensor body

#### Sensor cable terminations

(a) Integral, potted-in cable	On insertion, immersion and submersible models
(b) Terminal head	On insertion and flow-through models
(c) Detachable cable	On insertion models

#### Available cable lengths

1m (3.3 ft), 2m (6.6 ft), 5m (16 ft), 10m (33 ft), 15m (49 ft) and 20m (66 ft)

### AC220 Stainless Steel Cells

#### Wetted parts

Electrodes and cell body	316L Stainless steel
Insulator	PEEK

#### Max. operating temperature

Terminal head version	200°C (392°F) when used with ABB high-temperature cable Pt. no. 4TB3004-0008
-----------------------	--

Fixed and detachable cable and terminal head versions

110°C (230°F)

#### Max. operating pressure (absolute)

20 bar (2000kpa, 290 psi)

#### Ingress protection

IP68

#### Cell constants

0.01 and 0.10

#### Temperature element

Integral Pt100 (3-wire) in sensor body

#### Temperature response, T<sub>90</sub>

< 30s

#### Sensor cable terminations

- Integral, potted-in cable
- Terminal head
- Detachable cable

#### Available cable lengths

1m (3.3 ft), 2m (6.6 ft), 5m (16 ft), 10m (33 ft), 15m (49 ft), 20m (66 ft)

## Process connections

### Screw-in insertion

- G<sup>3</sup>/<sub>4</sub> in. (BSP parallel) thread
- <sup>3</sup>/<sub>4</sub> in. NPT thread

## Process connections

### Screw-in Insertion

- G1 in. (BSP parallel) thread
- 1 in. NPT thread

### Flow-through

- Rp <sup>1</sup>/<sub>2</sub> in. (BSP parallel) thread
- <sup>1</sup>/<sub>2</sub> in. NPT thread

### Immersion (Dip) mount

- 1 m (3.3 ft) and 2 m (6.6 ft) immersion lengths, site adjustable
- Non pressure-bearing flange with DN10/ANSI 1<sup>1</sup>/<sub>2</sub> in. 150lb mounting holes
- Mounting bracket (optional)

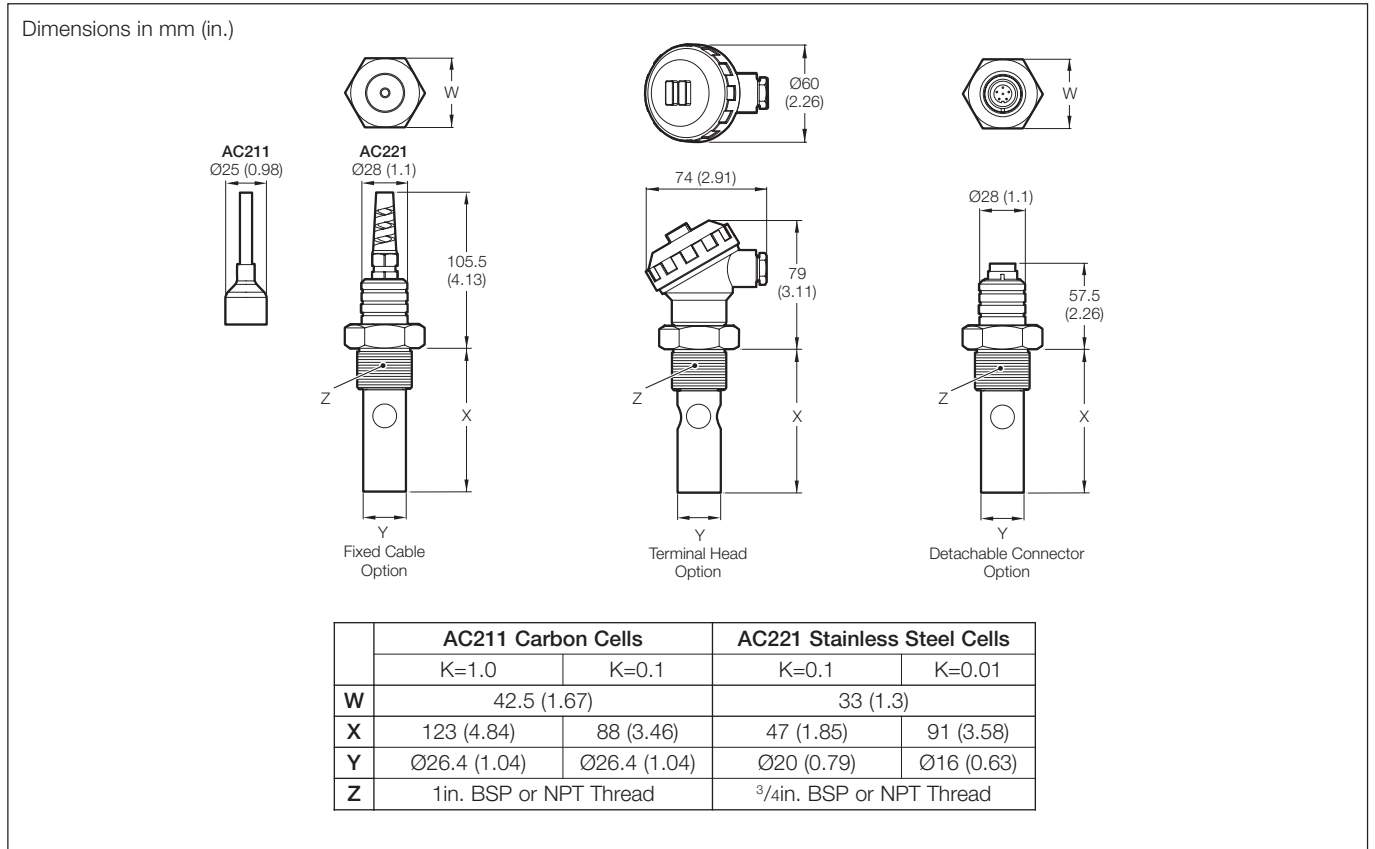
### Replacement immersion cell

1 in. NPT rear thread to fit ABB or user-own dip tube

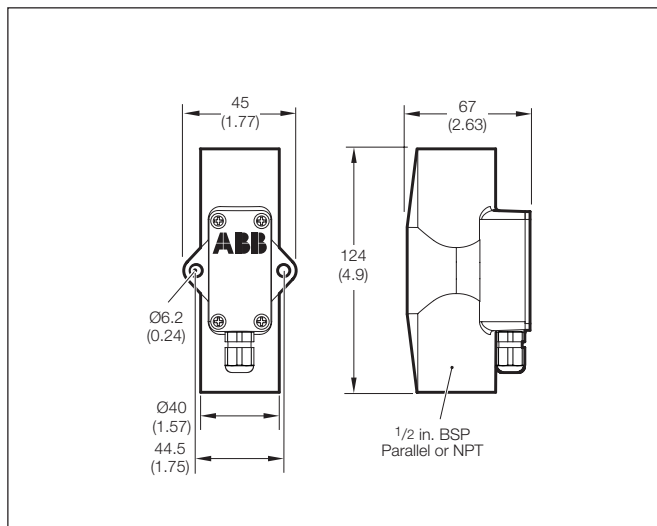
### Submersible

Suspended in process by the sensor cable

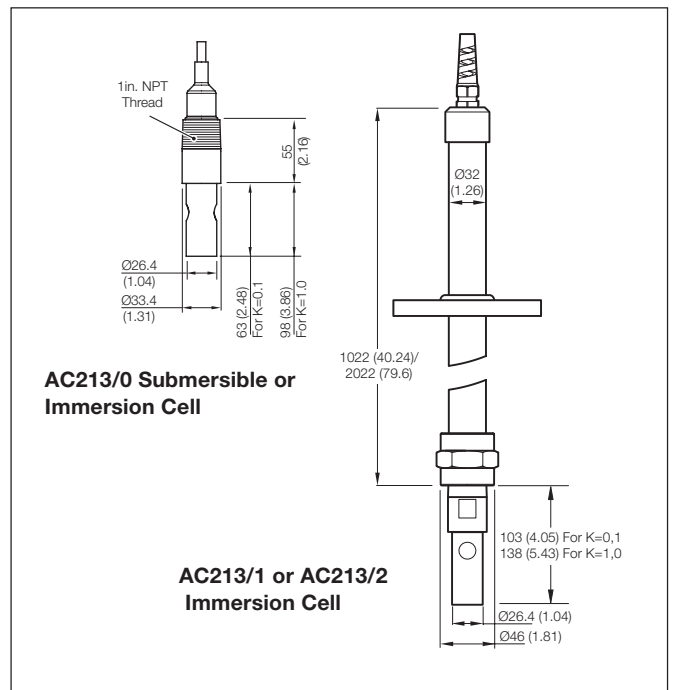
**Overall Dimensions**



AC211 and AC221 Cells



AC212 Flow-through Cell



AC213 Submersible and Immersion Cells

**Ordering Information**

AC210 Series 2-Electrode Carbon Cells	AC21	X	/X		X	X	X	X
<b>Insertion Cells</b>								
G 1 in. (BSP parallel) thread		1	/3					
1 in. NPT thread		1	/4					
<b>Flow-Through Cells</b>								
Rp 1/2 in. (BSP parallel) thread		2	/1					
1/2 in. NPT thread		2	/2					
<b>Dip (Immersion) and Submersible Cells</b>								
Submersible Cell – requires dip holder for immersion		3	/0					
Polypropylene dip, length 1m (3.3 ft) with fitted AC213 cell		3	/1					
Polypropylene dip, length 2m (6.6 ft) with fitted AC213 cell		3	/2					
<b>Cell Constant</b>								
0.10				3				
1.00				4				
<b>Temperature Compensator</b>								
Pt100					1			
<b>Cable Connection Method</b>								
Fixed cable (not for AC212)						1		
Terminal head (not for AC213)						2		
Detachable connector (not for AC212 or AC213)						3		
<b>Cable Length</b>								
None							0	
1m (3.3 ft)							1	
2m (6.6 ft)							2	
5m (16 ft)							3	
10m (33 ft)							4	
15m (49 ft)							5	
20m (66 ft)							6	
Other lengths (terminal head version only) – consult factory							9	
<b>Language (Manual)</b>								
English								1
French								2
Italian								3
German								4
Spanish								5

<b>AC220 Series 2-Electrode Stainless Steel Cells</b>	<b>AC22</b>	X	/X	X	X	X	X	X
<b>Insertion Cell</b>								
G 3/4 in. (BSP parallel) thread	1	/1						
3/4 in. NPT thread	1	/2						
<b>Cell Constant</b>								
0.01				1				
0.10				3				
<b>Temperature Compensator</b>								
Pt100					1			
<b>Cable Connection Method</b>								
Fixed cable							1	
Terminal head							2	
Detachable connector							3	
<b>Cable Length</b>								
None								0
1m (3.3 ft)								1
2m (6.6 ft)								2
5m (16 ft)								3
10m (33 ft)								4
15m (49 ft)								5
20m (66 ft)								6
Other lengths (terminal head version only) – consult factory								9
<b>Language (Manual)</b>								
English								1
French								2
Italian								3
German								4
Spanish								5

**Accessories**

<b>AC200 Replacement/Extension Cables</b>	<b>AC200</b>	<b>XXX</b>	<b>X</b>
<b>Cell Extension Cable</b>			
For Terminal Head versions AC2xx/xxx2		018	
For Detachable Connector versions AC2xx/xxx3		008	
<b>Cable Length</b>			
None			0
1m (3.3 ft)			1
2m (6.6 ft)			2
5m (16 ft)			3
10m (33 ft)			4
15m (49 ft)			5
20m (66 ft)			6
Other length – consult factory			9

**2998 Series Flow Chambers for AC221 Stainless Steel Cells**

	Cell Connection	Inlet/Outlet Connection
2998/350	3/4 in. BSP	3/8 in. NPT
2998/360	3/4 in. BSP	3/8 in. BSP

**Immersion (Dip) Mounting Bracket for AC213/1 and AC213/2 Sensor Systems**

Part no. AC200/0123

Material 316L Stainless Steel



**Ph: 03 5278 8222 Fax: 03 5278 9761**  
**65 Douro Street, North Geelong VIC 3215**  
***www.factorycontrols.com.au***

---

ABB has Sales & Customer Support expertise in over 100 countries worldwide

[www.abb.com](http://www.abb.com)

The Company's policy is one of continuous product improvement and the right is reserved to modify the information contained herein without notice.

Printed in UK (10.05)

© ABB 2005



**ABB Limited**

Oldends Lane, Stonehouse  
Gloucestershire  
GL10 3TA  
UK  
Tel: +44 (0)1453 826661  
Fax: +44 (0)1453 829671

**ABB Inc.**

Analytical Instruments  
9716 S. Virginia St., Ste. E  
Reno, Nevada 89521  
USA  
Tel: +1 775 850 4800  
Fax: +1 775 850 4808