

PROCESS SYSTEMS PTY LTD

Manufacturers and Distributors of Specialised Fluid Control Equipment

- AIR
- VACUUM
- FLUID
- CHEMICAL
- STEAM

Buyer's Guide 4



Ph: 03 5278 8222 Fax: 03 5278 9761
65 Douro Street, North Geelong VIC 3215
www.factorycontrols.com.au



GENERAL PURPOSE

Brass Page 1 and 2



STEAM

BrassPage 2



HIGH PRESSURE

Brass & Stainless SteelPage 3



EXPLOSION PROOF Ex m

Brass & Stainless SteelPage 4



FLAME PROOF Ex d

Brass & Stainless SteelPage 5



WATER TREATMENT

Plastic Page 6



CORROSION RESISTANT

Stainless Steel Page 7



PILOT CONTROL 3 WAY

Plastic/Brass/Stainless Steel ..Page 8

PRODUCT GUIDE / SELECTOR

..... Page 9 & 10



CORROSIVE / ULTRA PURE

Teflon..... Page 11



SLURRY / POWDER - AIR PINCH

Plastic Page 11



HIGH PRESSURE

Stainless Steel Ball Valve...Page 11



CORROSION RESISTANT

PVC & Poly Propylene Ball Valve... Page 12



AIR & WATER - BALL

Nickel Plated Brass Ball Valve.... Page 13



CORROSIVE RESISTANT / STEAM

Stainless Steel Ball Valve... Page 14



WATER / AIR & POWDER

Butterfly 3 Bar Page 15



WATER / AIR & POWDER

Butterfly 16 BarPage 16



TIMERS & CONNECTOR PLUGS

..... Page 17



PRESSURE SWITCH

..... Page 17



VACUUM SWITCH

.....Page 17



AIR VALVE - 5 WAY

.....Page 18



AIR VALVE - NAMUR

.....Page 18



LIMIT SWITCH BOX

..... Page 18

'Econo' ECONOMY SERIES VALVE

B35, B36 Brass SolenoidPage 1
S35 Stainless Steel SolenoidPage 7
BFCK Butterfly Valves.....Page 16
NAMUR 5/2 Solenoid ValvePage 18

2/2 - Way Solenoid Valves Normally Closed (N.C.) & Normally Open (N.O.) Brass Body - General Purpose

2 Way

GENERAL PURPOSE

Model	Function/ Port Size	Orifice BSP	CV Ømm	CV	Pressure (Bar) Air & Fluid		Vacuum Hg"	Media Temperature	Material of Construction	Features
					AC	DC				
Series 1										
1511 * 2B Brass	N.C.	1/8	1.6	0.07	0-10	0-10	27	-10°C	Body: Brass or Aluminium	Air, Fluid & Vacuum
1611 * 2B	N.O.	1/8	1.6	0.07	0-10	0-10				
1511 * 2A Aluminium	N.C.	1/8	1.6	0.07	0-10	0-10	27	80°C	Seals: NBR (std.)	Direct Acting
1611 * 2A	N.O.	1/8	1.6	0.07	0-10	0-10				
Brass or Aluminium Direct Acting Normally closed / open										
Series 2										
2512 * 2B2M	N.C.	1/4	2	0.1	0-12	0-12	27	-10°C	Body: Brass	Air, Fluid & Vacuum
2512 * 2B3M	N.C.	1/4	3	0.2	0-12	0-10				
2612 * 2B2M	N.O.	1/4	2	0.1	0-12	0-12	27	100°C	Seals: Viton (std)	Manual Override
2612 * 2B3M	N.O.	1/4	3	0.2	0-6	0-5.5				
Brass Direct Acting Normally closed / open										
'Econo' Series B35										
B35 - 2-10 - * N	N.C.	1/4	10	2.3	0.3-10	0.3-10 #	N/A	-10°C	Body: Brass	Air, Fluid Soft Close
B35 - 3-10 - * N		3/8	10	2.3	0.3-10	0.3-10 #				
B35 - 4-10 - * N		1/2	10	3	0.3-10	0.3-10 #				
B35 - 4-14 - * N		1/2	14	5	0.3-10	0.3-10 #				
B35 - 5-14 - * N		3/4	14	5	0.3-10	0.3-10 #				
B35 - 5-20 - * N		3/4	20	10	0.3-16	0.3-16				
B35 - 6-20 - * N		1"	20	11	0.3-16	0.3-16				
B35 - 7-40 - * N		1 1/4	40	28	0.7-16	0.7-16				
B35 - 8-40 - * N		1 1/2	40	34	0.7-16	0.7-16				
B35 - 9-50 - * N	N.C.	2"	50	50	0.7-16	0.7-16				
Operator: Stainless Steel Seat: NBR										
Part #s B35-2 to B35-6 11VA AC 15W DC Part #s B35-7 to B35-9 20VA AC 17W DC 24V 21W DC 12V										
'Econo' Series B36										
B36 - 4 - 14 - * N	N.O.	1/2	14	5	0.3-10	0.3-10 #	N/A	-10°C	Body: Brass	Air, Fluid Soft Close
B36 - 5 - 20 - * N		3/4	20	10	0.3-16	0.3-16				
B36 - 6 - 20 - * N		1"	20	11	0.3-16	0.3-16				
B36 - 7 - 40 - * N		1 1/4	40	28	0.7-16	0.7-16				
B36 - 8 - 40 - * N		1 1/2	40	34	0.7-16	0.7-16				
B36 - 9 - 50 - * N	N.O.	2	50	50	0.7-16	0.7-16				
Operator: Stainless Steel Seat: NBR										
Part #s B36-4 to B36-6 11VA AC 15W DC Part#s B36-7 to B36-9 20VA AC 17W DC 24V 21W DC 12V										
# = 12vDC & 24vAC = 0.3-7 Bar										
Series B55										
B55 - 1-3 - * *	N.C.	1/8	3	0.26	0-10	0-10	27	-10°C	Body: Brass	Air, Fluid & Vacuum
B55 - 1-4 - * *		1/8	4	0.58	0-7	0-7				
B55 - 1-5 - * *		1/8	5	0.64	0-5	0-5				
B55 - 2-3 - * *		1/4	3	0.26	0-10	0-10				
B55 - 2-4 - * *		1/4	4	0.58	0-7	0-7				
B55 - 2-5 - * *		1/4	5	0.64	0-5	0-5				
B55 - 3-4 - * *		3/8	4	0.58	0-10	0-10				
B55 - 3-6 - * *		3/8	6	0.79	0-5	0-5				
B55 - 3-8 - * *		3/8	8	0.97	0-2	0-2				
B55 - 4-6 - * *		1/2	6	0.79	0-5	0-5				
B55 - 4-8 - * *	N.C.	1/2	8	0.97	0-2	0-2				
Seals: Viton (std) PTFE EPDM Silicone										
DIN coil c/w LED plug. Direct Acting. Part #s B55-1 to B55-2 15.4VA AC 12W DC Part #s B55-3 to B55-4 24.4VA AC 17.5W DC										
Series B55										
B55 - 3-15 - * *	N.C.	3/8	15	4.5	0-10	0-10	27	-10°C	Body: Brass	Air, Fluid & Vacuum
B55 - 4-12 - * *		1/2	12	2.7	0-10	0-10				
B55 - 4-15 - * *		1/2	15	4.5	0-10	0-10				
B55 - 5-20 - * *		3/4	20	9.3	0-10	0-10				
B55 - 6-25 - * *		1	25	13.2	0-10	0-10				
B55 - 7-35 - * *		1 1/4	35	26	0-10	0-10				
B55 - 8-35 - * *		1 1/2	35	26	0-10	0-10				
B55 - 9-50 - * *		2	50	48	0-7	0-7				
B55 - 6AF-25 - * *		Flange	25	13.2	0-10	0-10				
B55 - 7AF-35 - * *		Flange	35	26	0-10	0-10				
B55 - 8AF-35 - * *		Flange	35	26	0-10	0-10				
B55 - 9AF-50 - * *	N.C.	Flange	50	48	0-7	0-7				
Seals: Viton (std) EPDM Silicone										
Operator: Stainless Steel										
Also available in normally open (see p2) Optional: Explosion proof coils. 24.4VA AC 17.5W DC Manual Override Optional										

2 Way

GENERAL PURPOSE



Model	Function/ Port Size	Orifice Ømm	CV	Pressure (Bar) Air & Fluid		Vacuum Hg"	Media Temperature	Material of Construction	Features	
				BSP	CV					AC
B56 - 1-3 - * •	N.O.	1/8	3	0.26	0-10	0-10		-10°C	Body: Brass Seals: Viton (std) Silicone EPDM Operator: Stainless Steel	Air & Fluid Normally Open Valve Part #s B56-1 to B56-4 24.4VA AC 17.5W DC 6A-8A
B56 - 1-4 - * •		1/8	4	0.58	0-6	0-6				
B56 - 1-5 - * •		1/8	5	0.64	0-4	0-4				
B56 - 2-3 - * •		1/4	3	0.26	0-10	0-10				
B56 - 2-4 - * •		1/4	4	0.58	0-6	0-6				
B56 - 2-5 - * •		1/4	5	0.64	0-4	0-4				
B56 - 3-4 - * •		3/8	4	0.58	0-6	0-6				
B56 - 3-6 - * •		3/8	6	0.79	0-2	0-2				
B56 - 4-6 - * •		1/2	6	0.79	0-2	0-2				
B56 - 3-15 - * •		3/8	15	4.5	0.5-10	0.5-10				
B56 - 4-15 - * •		1/2"	15	4.5	0.5-10	0.5-10				
B56 - 5-20 - * •		3/4"	20	9.3	0.5-10	0.5-10				
B56 - 6-25 - * •		1"	25	13.2	0.5-10	0.5-10				
B56 - 7-35 - * •		1-1/4	35	26	0.5-10	0.5-10				
B56 - 8-35 - * •		1-1/2	35	26	0.5-10	0.5-10				
B56 - 9-50 - * •		2"	50	48	0.5-10	0.5-10				
B56 - 6AF-25 - * •		Flange	25	13.2	0.5-10	0.5-10				
B56 - 7AF-35 - * •		Flange	35	26	0.5-10	0.5-10				
B56 - 8AF-35 - * •		Flange	35	26	0.5-10	0.5-10				
B56 - 9AF-50 - * •	N.O.	Flange	50	48	0.5-10	0.5-10				



8518B *	N.C.	1-1/2	40		1-10	1-10		5°C	Body: B = Bronze C.I. = Cast Iron Seals: Reinforced Natural Rubber. Operator: Brass & Stainless Steel	Air & Fluid Threaded & Flange. Also available as Pilot Operated. 5VA AC 6.5W DC
8519B *		2"	50		1-10	1-10				
85110B *		3"	80		1-10	1-10				
85110CI *		Flange	80		1-10	1-10				
85111CI *		Flange	100		1-10	1-10				
85112CI *	N.C.	Flange	150		1-10	1-10				
8618B *	N.O.	1-1/2	40		1-10	1-10				
8619B *		2"	50		1-10	1-10				
86110B *		3"	80		1-10	1-10				
86110CI *		Flange	80		1-10	1-10				
86111CI *		Flange	100		1-10	1-10				
86112CI *	N.O.	Flange	150		1-10	1-10				

STEAM / HIGH TEMP



B75 - 1-3 - * TF	N.C.	1/8	3	0.26	0-10	0-7		-10°C	Body: Brass Seals: P.T.F.E. Operator: Stainless Steel	Steam (180°C) Air & Oil (200°C) High Temp. Piston Type. B75-1~B7-2 9VA AC 8W DC B75-3~B75-9 15VA AC 13W DC
B75 - 2-3 - * TF		1/4	3	0.26	0-10	0-7				
B75 - 2-5 - * TF		1/4	5	0.64	0-6	0-6				
B75 - 3-4 - * TF		3/8	4	0.58	0-10	0-7				
B75 - 3-15 - * TF		3/8	15	4.5	0.5-10	0.5-10				
B75 - 4-15 - * TF		1/2	15	4.5	0.5-10	0.5-10				
B75 - 5-20 - * TF		3/4	20	9.3	0.5-10	0.5-10				
B75 - 6-25 - * TF		1	25	13.2	0.5-10	0.5-10				
B75 - 7-35 - * TF		1 1/4	35	26	0.5-10	0.5-10				
B75 - 8-35 - * TF		1 1/2	35	26	0.5-10	0.5-10				
B75 - 9-50 - * TF	N.C.	2	50	48	0.5-10	0.5-10				

F = Flying Lead for 180°C H.T. coil



B75 - 6AF-25 - * TF	N.C.	Flange	25	13.2	0.5-10	0.5-10		-10°C	Body: Brass Seals: P.T.F.E. Operator: Stainless Steel	Steam (180°C) Air & Oil (200°C) Flange & High Temp. Piston Type. Optional: see High Press. version (20 bar) 15VA AC 13W DC
B75 - 7AF-35 - * TF			35	26	0.5-10	0.5-10				
B75 - 8AF-35 - * TF			35	26	0.5-10	0.5-10				
B75 - 9AF-50 - * TF	N.C.	Flange	50	48	0.5-10	0.5-10				

F = Flying Lead for 180°C H.T. coil



B76 - 3-15 - * THT	N.O.	3/8	15	4.5	0.5-10			-10°C	Body: Brass Seals: P.T.F.E. Operator: Stainless Steel	Steam (180°C) Air & Oil (200°C) High Temp. Piston Type. Optional: see High Press. version (20 bar) 15VA AC 18W DC
B76 - 4-15 - * THT		1/2	15	4.5	0.5-10					
B76 - 5-20 - * THT		3/4	20	9.3	0.5-10					
B76 - 6-25 - * THT		1"	25	13.2	0.5-10					
B76 - 7-35 - * THT		1-1/4	35	26	0.5-10					
B76 - 8-35 - * THT		1-1/2	35	26	0.5-10					
B76 - 9-50 - * THT		2"	50	48	0.5-10					
B76 - 6AF-25 - * THT		Flange	25	13.2	0.5-10					
B76 - 7AF-35 - * THT		Flange	35	26	0.5-10					
B76 - 8AF-35 - * THT		Flange	35	26	0.5-10					
B76 - 9AF-50 - * THT	N.O.	Flange	50	48	0.5-10					

- For further technical information contact Process Systems or Your Distributor.
- (std. = Standard Product).
* VOLTAGE CODE: 1 = 240VAC, 2 = 110VAC, 5 = 24VAC, 7 = 12VDC, 8 = 24VDC
• ELASTOMER CODE: V = Viton, S = Silicone, T = Teflon, NE = Neoprene
N = NBR Nitrile, NAT = Natural rubber, NC = Normally closed, NO = Normally open

2 Way

Model	Function/ Port Size	Orifice Ømm	CV CV	Pressure (Bar) Air & Fluid		Vacuum Hg"	Media Temperature	Material of Construction	Features
				AC	DC				

HIGH PRESSURE

Series B55 HP



Brass
Direct Acting
Normally Closed

B55 - 2-1.2 - * T HP	N.C.	1/4	1.2	0.07	0-120	0-84	27	-10°C	Body: Brass Seals: Teflon	Air, Fluid & Vacuum
B55 - 2-1.2 - * T F HP			1.2	0.07	0-150	0-105				
B55 - 2-1.6 - * T HP			1.6	0.09	0-60	0-42				
B55 - 2-1.6 - * T F HP			1.6	0.09	0-80	0-56				
B55 - 2-2 - * T HP			2	0.11	0-30	0-21				
B55 - 2-2 - * T F HP			2	0.11	0-60	0-42				
B55 - 2-3 - * T HP			3	0.26	0-20	0-14				
B55 - 2-3 - * T F HP			3	0.26	0-40	0-28				
B55 - 2-4 - * T HP			4	0.58	0-12	0-8				
B55 - 2-4 - * T F HP			4	0.58	0-20	0-14				
B55 - 2-5 - * T HP			5	0.64	0-10	0-7	120°C		T HP has DIN plug T F has flying leads	
B55 - 2-5 - * T F HP	N.C.	1/4	5	0.64	0-15	0-10				

Series S55 HP



316 ST/ST
Direct Acting
Normally Closed

S55 - 2-1.2 - * T HP	N.C.	1/4	1.2	0.07	0-120	0-84	27	-10°C	Body: 316 Stainless Steel. Seals: Teflon	Air, Fluid & Vacuum. DIN Coil c/w LED plug
S55 - 2-1.2 - * T F HP			1.2	0.07	0-150	0-105				
S55 - 2-1.6 - * T HP			1.6	0.09	0-60	0-42				
S55 - 2-1.6 - * T F HP			1.6	0.09	0-80	0-56				
S55 - 2-2 - * T HP			2	0.11	0-30	0-21				
S55 - 2-2 - * T F HP			2	0.11	0-60	0-42				
S55 - 2-3 - * T HP			3	0.26	0-20	0-14				
S55 - 2-3 - * T F HP			3	0.26	0-40	0-28				
S55 - 2-4 - * T HP			4	0.58	0-12	0-8				
S55 - 2-4 - * T F HP			4	0.58	0-20	0-14				
S55 - 2-5 - * T HP			5	0.64	0-10	0-7	120°C		T HP has DIN plug T F has flying leads	
S55 - 2-5 - * T F HP	N.C.	1/4	5	0.64	0-15	0-10				

Series B75



Brass
Differential
Normally Closed

B75 - 3-15 - * T	N.C.	3/8	15	4.5	0.5-20	0.5-20	N/A	-10°C	Body: Brass Seals: Teflon Operator: Stainless Steel	Air, Fluid & Oil. High Press. Piston Type. Optional: Explosion proof coils & High temp. Steam Valves
B75 - 4-15 - * T		1/2	15	4.5	0.5-20	0.5-20				
B75 - 5-20 - * T		3/4	20	9.3	0.5-20	0.5-20				
B75 - 6-25 - * T		1	25	13.2	0.5-20	0.5-20				
B75 - 7-35 - * T		1 1/4	35	26	0.5-20	0.5-20				
B75 - 8-35 - * T		1 1/2	35	26	0.5-20	0.5-20				
B75 - 9-50 - * T		2	50	48	0.5-20	0.5-20				
B75 - 6AF-25 - * T		Flange	25	13.2	0.5-20	0.5-20				
B75 - 7AF-35 - * T		Flange	35	26	0.5-20	0.5-20				
B75 - 8AF-35 - * T		Flange	35	26	0.5-20	0.5-20				
B75 - 9AF-50 - * T	N.C.	Flange	50	48	0.5-20	0.5-20	120°C		24.4VA AC 17.5W DC	

Series B75 HP



Brass
Differential
Normally Closed

B75 - 3-15 - * T HP	N.C.	3/8	15	4.5	0.5-40	0.5-28	N/A	-10°C	Body: Brass Seals: Teflon Operator: Stainless Steel	Air, Fluid & Oil. High Press. Piston Type.
B75 - 4-15 - * T HP		1/2	15	4.5	0.5-40	0.5-28				
B75 - 5-20 - * T HP		3/4	20	9.3	0.5-40	0.5-28				
B75 - 6-25 - * T HP	N.C.	1	25	13.2	0.5-40	0.5-28				







Series B76



Brass
Differential
Normally Open

B76 - 3-15 - * T	N.O.	3/8	15	4.5	0.5-20	0.5-20	N/A	-10°C	Body: Brass Seals: Teflon Operator: Stainless Steel	Air, Fluid High Press. Piston Type
B76 - 4-15 - * T		1/2	15	4.5	0.5-20	0.5-20				
B76 - 5-20 - * T		3/4	20	9.3	0.5-20	0.5-20				
B76 - 6-25 - * T		1	25	13.2	0.5-20	0.5-20				
B76 - 7-35 - * T		1 1/4	35	26	0.5-20	0.5-20				
B76 - 8-35 - * T		1 1/2	35	26	0.5-20	0.5-20				
B76 - 9-50 - * T		2	50	48	0.5-20	0.5-20				
B76 - 6AF-25 - * T		Flange	25	13.2	0.5-20	0.5-20				
B76 - 7AF-35 - * T		Flange	35	26	0.5-20	0.5-20				
B76 - 8AF-35 - * T		Flange	35	26	0.5-20	0.5-20				
B76 - 9AF-50 - * T	N.O.	Flange	50	48	0.5-20	0.5-20	120°C		24.4VA AC 17.5W DC	

2 Way

Model	Function/ Port Size BSP	Orifice Ømm	CV	Pressure (Bar) Air & Fluid		Vacuum Hg"	Media Temperature	Material of Construction	Features	
				AC	DC					
WATER TREATMENT										
 <p>Series 1 G.R. Plastic Direct Acting Normally Closed/Open</p>	1511 * 2	N.C. 1/8	1.4	0.06	0-10	0-10	27	5°C 80°C	Body: G.R. Nylon Seals: NBR (std.) Neoprene. Viton. Operator: Brass & Stainless Steel	Air, Fluid & Vacuum Manual Override. Manifolding up to 10 units. 8.5VA AC 6.5W DC
	1611 * 2	N.O. 1/8	1.4	0.06	0-10	0-10	27			
 <p>Series 3 G.R. Plastic Differential Normally Closed</p>	3512 *	N.C. 1/4	8		0.8-10	0.8-10	N/A	5°C 80°C	Body: G.R. Nylon Seals: NBR (std.) Viton. Operator: Brass & Stainless Steel	Air & Fluid. 8.5VA AC 6.5W DC
	3513 *	3/8	10		0.8-10	0.8-10				
	3514 *	N.C. 1/2	12		0.8-10	0.8-10				
 <p>Series 4 G.R. Plastic Differential Normally Closed/Open</p>	4512 *	N.C.	1/4	8	0.8-10	0.8-10	N/A	5°C 80°C	Body: G.R. Nylon Seals: NBR (std.) Viton. Operator: Stainless Steel	Air & Fluid. 10VA AC 7W DC
	4513 *		3/8	10	0.8-10	0.8-10				
	4514 *		1/2	12	0.8-10	0.8-10				
	4515 *	3/4	20	0.8-10	0.8-10					
	4516 *	N.C. 1	25	0.8-10	0.8-10					
	4612 *	N.O.	1/4	8	0.8-10	0.8-10				
	4613 *		3/8	10	0.8-10	0.8-10				
	4614 *		1/2	12	0.8-10	0.8-10				
	4615 *		3/4	20	0.8-10	0.8-10				
	4616 *		N.O. 1	25	0.8-10	0.8-10				
 <p>Series 5 G.R. Plastic Zero Differential Normally Closed</p>	5512 *	N.C.	1/4	8	0-10	0-6	27	5°C 80°C	Body: G.R. Nylon Seals: NBR (std.) Viton. Operator: Stainless Steel	Air & Fluid. For Vacuum service add '0' prefix 10VA AC 7W DC
	5513 *		3/8	10	0-10	0-6				
	5514 *		1/2	12	0-10	0-6				
	5515 *		3/4	20	0-10	0-2				
	5516 * (low flow)	N.C. 1	20	0-10	0-2					
	For higher flow requirements at low differential pressures to 1 BAR add 'o' prefix.									
 <p>Series UP55 PVC Direct Acting Normally Closed</p>	UP55 - 4-10 - *V (std)	N.C. 1/2	10		0-1	—	27	-10°C 60°C	Body: PVC Seals: Viton. Operator: Stainless Steel	Air & Fluid. Direct Acting Plunger AC only 10VA AC
	UP55 - 4-12 - *V	N.C. 1/2	12		0-0.5	—	N/A			
	Only available with AC power									
 <p>Series 8 GR Plastic Differential Normally Closed/Open</p>	8519P *	N.C. 2	50		1-9	1-9	N/A	5°C 60°C	Body: G.R. Plastic P.O.M. Seals: Reinforced Natural Rubber. Operator: Brass & Stainless Steel	Air & Fluid. Also available as Pilot Operated 8.5VA AC 6.5W DC
	85110PL *	N.C. 3	50 (low flow)		1-9	1-9				
	8619P *	N.O. 2	50		1-9	1-9				
	86110PL *	N.O. 3	50 (low flow)		1-9	1-9				

- For further technical information contact Process Systems or Your Distributor.
 - (std. = Standard Product).
 * VOLTAGE CODE: 1 = 240VAC, 2 = 110VAC, 5 = 24VAC, 7 = 12VDC, 8 = 24VDC
 • ELASTOMER CODE: V = Viton, N = NBR Nitrile, NAT = Natural rubber,
 NC = Normally closed, NO = Normally open

2 Way

CORROSIVE RESISTANT



Series 2
303 St/St
Direct Acting
Normally Closed

Model	Function/ Port Size BSP	Orifice Ømm	CV CV	Pressure (Bar) Air & Fluid		Vacuum Hg"	Media Temperature	Material of Construction	Features
				AC	DC				
2512 * 2S2M 2512 * 2S3 M	N.C. 1/4 N.C. 1/4	2 3	0.1 0.2	0-12 0-12	0-12 0-10	27	-10°C (100°C)	Body: 304 Stainless Steel. Seals: Viton (std) Operator: Stainless Steel	Air, Fluid & Vacuum. Manual Override. Direct Acting. 10VA AC 7W DC



'Econo' Series S35
St/St
Differential
Normally Closed

S35 - 2-10 - * N S35 - 3-10 - * N S35 - 4-10 - * N S35 - 5-20 - * N S35 - 6-20 - * N	N.C. N.C.	1/4 3/8 1/2 3/4 1"	10 10 3 10 11	2.3 2.3 3 10 11	0.3-10 0.3-10 0.3-10 0-10 0-10	0.3-10 # 0.3-10 # 0.3-10 # 0-10 0-10	N/A 80°C	Body: 316 Stainless Steel. Seat: NBR	Air, Fluid Soft Close 11VA AC 15W DC
--	-----------------------------	--------------------------------	---------------------------	-----------------------------	--	--	-----------------------	--	---

= 12vDC & 24vAC
= 0.3-7 Bar



Series S55
316 St/St
Direct Acting
Normally Closed

S55 - 2-3 - * • S55 - 2-4 - * • S55 - 2-5 - * • S55 - 3-4 - * • S55 - 3-6 - * • S55 - 3-8 - * • S55 - 4-6 - * • S55 - 4-8 - * •	N.C. N.C.	1/4 1/4 1/4 3/8 3/8 3/8 1/2 1/2	3 4 5 4 6 8 6 8	0.26 0.58 0.64 0.58 0.79 0.97 0.79 0.97	0-10 0-7 0-5 0-10 0-5 0-2 0-5 0-2	0-10 0-7 0-5 0-10 0-5 0-2 0-5 0-2	27 120°C	Body: 316 Stainless Steel. Seals: Viton (std.) Silicone. P.T.F.E. Operator: Stainless Steel	Air, Fluid & Vacuum. 316 Body Direct Acting. Part # S55-2 15VA AC 12W DC Part # S55-3 to S55-4 24.4VA AC 17.5W DC
--	--	--	--------------------------------------	--	--	--	-----------------------	--	---



Series S55
316 St/St
Zero Differential
Normally Closed

S55 - 3-15 - * • S55 - 4-15 - * • S55 - 5-20 - * • S55 - 6-25 - * • S55 - 7-35 - * • S55 - 8-35 - * • S55 - 9-50 - * •	N.C. N.C.	3/8 1/2 3/4 1 1 1/4 1 1/2 2	15 15 20 25 35 35 50	4.5 4.5 9.3 13.2 26 26 48	0-10 0-10 0-10 0-10 0-10 0-10 0-7	0-10 0-10 0-10 0-10 0-10 0-10 0-7	27 120°C	Body: 316 Stainless Steel. Seals: Viton (std.) Silicone. Operator: Stainless Steel	Air, Fluid & Vacuum. 316 Body Zero Differential Optional: Explosion proof coils. 24.4VA AC 17.5W DC Manual Override Optional
--	---------------------------------------	---	--	---	---	---	-----------------------	--	---



Series S55
316 St/St
Zero Differential
Normally Closed

S55 - 6AF-25 - * • S55 - 7AF-35 - * • S55 - 8AF-35 - * • S55 - 9AF-50 - * •	N.C. Flange N.C. Flange	25 35 35 50	13.2 26 26 48	0-10 0-10 0-10 0-7	0-10 0-10 0-10 0-7	27 120°C	Body: 316 Stainless Steel. Seals: Viton (std.) Silicone. Operator: Stainless Steel	Air, Fluid & Vacuum. 316 Body Zero Differential Optional: Explosion proof coils. 24.4VA AC 17.5W DC Manual Override Optional
--	--------------------------------------	----------------------	------------------------	-----------------------------	-----------------------------	-----------------------	---	---



Series S56
316St/St
Normally Open

S56 - 2-3 - * • S56 - 2-4 - * • S56 - 2-5 - * • S56 - 3-4 - * • S56 - 3-6 - * • S56 - 4-6 - * • S56 - 3-15 - * • S56 - 4-15 - * • S56 - 5-20 - * • S56 - 6-25 - * • S56 - 7-35 - * • S56 - 8-35 - * • S56 - 9-50 - * • S56 - 6AF-25 - * • S56 - 8AF-35 - * • S56 - 9AF-50 - * •	N.O. N.O.	1/4 1/4 1/4 3/8 3/8 1/2 3/8 1/2 3/4 1 1 1/4 1 1/2 2 Flange Flange Flange	3 4 5 4 6 6 15 15 20 25 35 35 50 25 35 50	0.26 0.58 0.64 0.58 0.79 0.79 4.5 4.5 9.3 13.2 26 26 48 13.2 26 48	0-10 0-6 0-4 0-6 0-2 0-2 0.5-10 0.5-10 0.5-10 0.5-10 0.5-10 0.5-10 0.5-10 0.5-10 0.5-10 0.5-10 0.5-7 0.5-10 0.5-10 0.5-7 0.5-7	0-10 0-6 0-4 0-6 0-2 0-2 0.5-10 0.5-10 0.5-10 0.5-10 0.5-10 0.5-10 0.5-10 0.5-10 0.5-10 0.5-7 0.5-10 0.5-10 0.5-7 0.5-7	27 N/A 120°C	Body: 316 Stainless Steel Seals: Viton (std.) Silicone. P.T.F.E. Operator: Stainless Steel	Air, Fluid & Vacuum. 316 Body Direct & Differential Acting Part #s S56-2 to S56-4 24.4VA AC 17.5W DC Part #s S56-3 to S56-9 15.4VA AC 12W DC Manual Override Optional
--	---	---	--	---	--	--	---	---	--

- For further technical information contact Process Systems or Your Distributor.
- (std. = Standard Product).


* VOLTAGE CODE: 1 = 240VAC, 2 = 110VAC, 5 = 24VAC, 7 = 12VDC, 8 = 24VDC, 9 = 48VDC, 11 = 415VAC


• - ELASTOMER CODE: V = Viton, S = Silicone, T = Teflon, NE = Neoprene
N = NBR Nitile, NC = Normally closed, NO = Normally open

3 Way


Model	Function/ Port Size BSP	Orifice Ømm	CV	Pressure (Bar) Air & Fluid		Vacuum Hg"	Media Temperature	Material of Construction	Features
				AC	DC				


GENERAL PURPOSE PILOT CONTROL


 <p>Series 1 G.R. Plastic Direct Acting Normally Closed / Open</p>	1511 * 3	N.C.	1/8	1.4	0.06	0-10	0-10	27	5°C	Body: G.R. Nylon Seals: NBR (std.) Viton Operator: Brass & Stainless Steel	Air, Fluid & Vacuum Manifold up to 10 Valves Manual Override 8.5VA AC 6.5W DC
	1611 * 3	N.O.	1/8	1.4	0.06	0-10	0-10	27	80°C		

 <p>Series 1 Alum or Brass Direct Acting Normally Closed / Open</p>	1511 * 3A	N.C.	1/8	1.6	0.07	0-10	0-10	27	-10°C	Body: Brass or Aluminium Seals: NBR (std.) Operator: Stainless Steel or Brass	Air, Fluid & Vacuum 8.5VA AC 6.5W DC
	1611 * 3A	N.O.	1/8	1.6	0.07	0-10	0-10				
	1511 * 3B	N.C.	1/8	1.6	0.07	0-10	0-10				
	1611 * 3B	N.O.	1/8	1.6	0.07	0-10	0-10				

A = Aluminium Body B = Brass Body

 <p>Series B108 Body Ported Brass Direct Acting Normally Closed / Open</p>	B107 - 2-1.6 - * V	N.C.	1/4	1.6	0.09	0-11	0-11	27	-10°C	Body: Brass Seals: Viton (std.) Operator: Stainless Steel	Air- through Base porting (all ports in the base) 24.4VA AC 17.5W DC
	B107 - 2-2.2 - * V	N.C.	1/4	2.2	0.16	0-7	0-7				
	B108 - 2-1.6 - * V	N.O.	1/4	1.6	0.09	0-11	0-11				
	B108 - 2-2.2 - * V	N.O.	1/4	2.2	0.16	0-7	0-7				

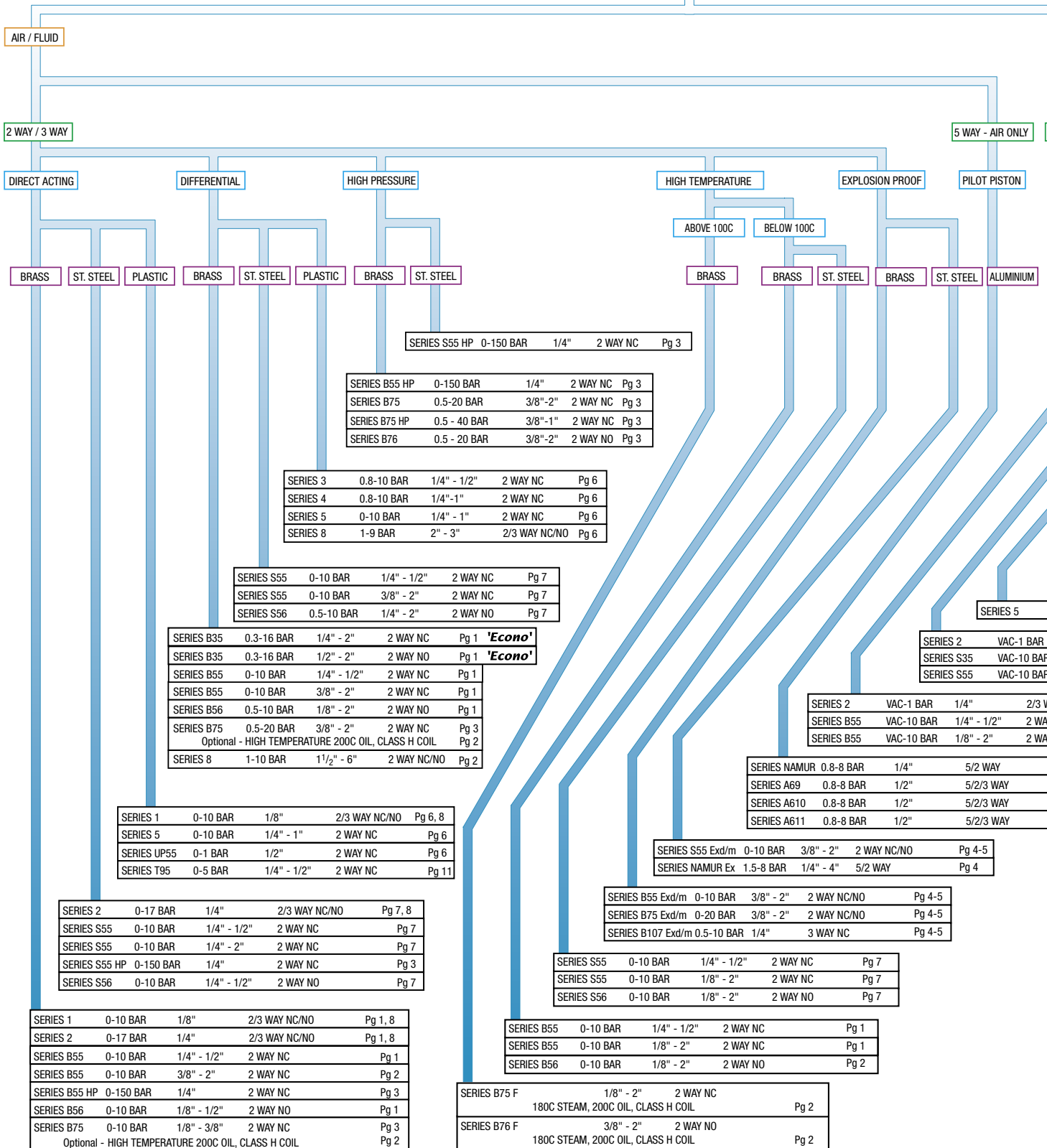
 <p>Series 2 Brass Direct Acting Normally Closed / Open</p>	2512 * 3B1.6M	N.C.	1/4	1.6	0.07	0-17	0-15	27	-10°C	Body: Brass Seals: Viton (std.) Operator: Stainless Steel	Air, Fluid Vacuum. Manual Override. 10VA AC 7W DC
	2512 * 3B2M (std.)	N.C.	1/4	2	0.1	0-12	0-12				
	2512 * 3B3M	N.C.	1/4	3	0.2	0-6	0-5.5				
	2612 * 3B1.6M	N.O.	1/4	1.6	0.07	0-17	0-15				
	2612 * 3B2M (std.)	N.O.	1/4	2	0.1	0-12	0-12				
	2612 * 3B3M	N.O.	1/4	3	0.2	0-6	0-5.5				

 <p>Series 2 304 St/St Direct Acting Normally Closed / Open</p>	2512 * 3S2M	N.C.	1/4	2	0.1	0-12	0-12	27	-10°C	Body: 304 Stainless Steel. Seals: Viton (std.) Operator: Stainless Steel	Air, Fluid Vacuum. Manual Override. 10VA AC 7W DC
	2512 * 3S3M	N.C.	1/4	3	0.2	0-6	0-5.5				
	2612 * 3S2M	N.O.	1/4	2	0.1	0-12	0-12				
	2612 * 3S3M	N.O.	1/4	3	0.2	0-6	0-5.5				

- For further technical information contact Process Systems or Your Distributor. - (std. = Standard Product).
 * VOLTAGE CODE: 1 = 240VAC, 2 = 110VAC, 5 = 24VAC, 7 = 12VDC, 8 = 24VDC, 9 = 48VDC, 11 = 415VAC
 • ELASTOMER CODE: V = Viton, N = NBR Nitrile,
 NC = Normally closed, NO = Normally open

PROCESS SYSTEMS PTY LTD

SOLENOID VALVES



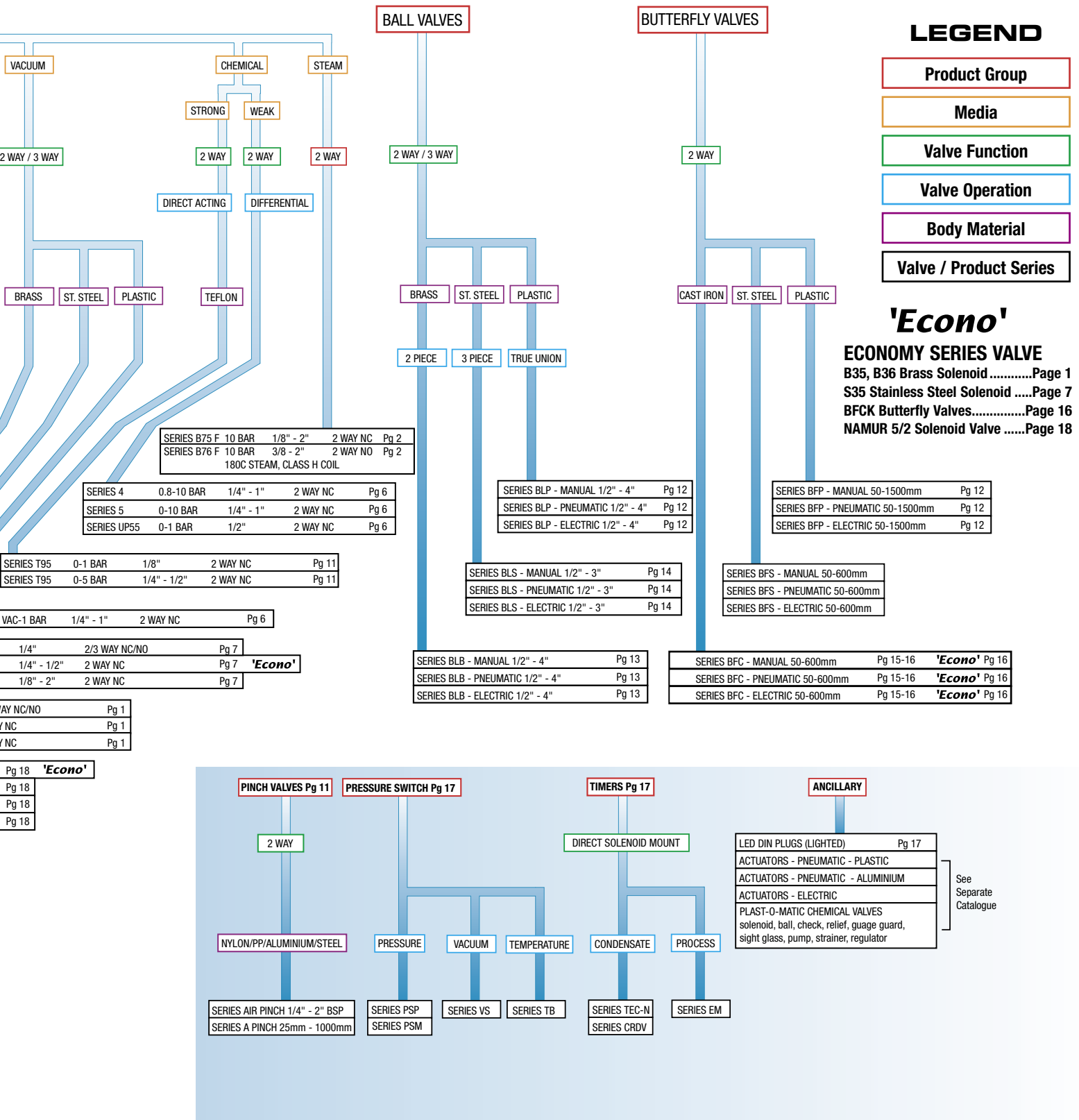
A= Aluminium
 B= Brass
 C= Cast iron
 P= Plastic (glass reinforced)

S= Stainless Steel
 T= Teflon (PTFE)
 UP= PVC

NC= Normally Closed
 NO= Normally Open
 Pg= page

1 Bar = 14.7psi
 = 1 Atmosphere
 = 100kpa

PRODUCT SELECTOR



Once you have selected a Valve series, refer to your Buyers Guide page reference for technical details; or contact Process Systems staff by phone or email. Technical data sheets are available for each valve series. Don't forget our website www.valvesonline.com.au

2/2 - Way Solenoid Valves Normally Closed (N.C.) & Normally Open (N.O.) PVC, PTFE & Plastic Body - Corrosive & General Purpose

2 Way

Model	Function/ Port Size BSP	Orifice Ømm	CV	Pressure (Bar) Air & Fluid		Vacuum Hg"	Media Temperature	Material of Construction	Features
				AC	DC				
T95 - 1-3 - 8F (24VDC only)	N.C.	1/8	3	0.26	N/A	0-1	-10°C	Body: P.T.F.E Diaphragm: Teflon Coated Viton	Acid & Alkali Corrosive Fluids Part #1 - 6.5WDC 24VDC only Part #2 - 8.2VA AC 12W DC Part #3 - 18.2VA AC 18W DC Part #4 - 17.6VA AC 14.4W DC
T95 - 2-3 - * F	N.C.	1/4	3	0.26	0-2	0-2	-10°C		
T95 - 2-6 - * F		1/4	6	1.12	0-0.5	0-0.5		Media Isolated	
T95 - 3-3 - * F		3/8	3	0.26	0-5	0-5			
T95 - 3-6 - * F		3/8	6	1.12	0-1	0-1			
T95 - 4-8 - * F		1/2	8	1.4	0-1	0-1			
T95 - 4-12 - * F	N.C.	1/2	12	3.3	0-0.5	0-0.5	40°C		

Model T95-3 Also available with IP65 Weatherproof DIN coil.

CORROSIVE/ULTRA PURE



Series T95

Teflon body
Direct Acting
Normally Closed

SLURRY / VISCOUS FLUIDS / POWDER


Series AirPinch



Pinch Valve
Normally Open

Model	Function/ Port Size BSP	Orifice Ømm	CV	Media	Pilot	Vacuum Hg"	Contact Process Systems for individual sleeve specs.	Housing: G.R Nylon (std) Polypropylene	Air, Fluid & Dry Flowables. Viscose Fluid Slurry Sludge Service
STANDARD									
AP - 6335	N.O.	1/4	6	3.4	5.5		N/A	Sleeve: NBR EPDM (std.) Viton Silicone	No Blockage. Full Flow. Air pilot operated
AP - 6295		3/8	8	4	6				
AP - 6224		3/4	16	4	6				
AP - 6208		1 1/4	32	4	6				
AP - 6605	N.O.	2	50	3.4	4.7				

Series AirPinch



Sanitary Pinch Valve
Normally Open

Model	Function/ Port Size BSP	Orifice Ømm	CV	Media	Pilot	Vacuum Hg"	Contact Process Systems for individual sleeve specs.	Housing: AP = G.R Nylon Optional Aluminium or steel	Air, Fluid & Dry Flowables.
Poly Body - Sanitary									
AP - 6787	N.O.	1/4	16	4	6		N/A	Sleeve: NBR Food Grade EPDM Food Grade	No Blockage. Full Flow. Air pilot operated
AP - 6781		3/8	32	4	6				
AP - 6703		5/8	50	3.4	4.7				
Stainless Steel Body - Sanitary									
AP - 6580	N.O.	1/4	16	4	6				
AP - 6590		3/8	32	4	6				

2/2 Ball Valves - High Pressure 3,000 PSI (200 Bar) • Pneumatic & Electric Actuated • 316 Stainless Steel

2 Way

Model	Actuator	Port Size BSP	Orifice Ømm	Media Pressure @30°C	Media Temperature	Actuator Air Pressure	Material of Construction	Features
BLSHP2B-DA-316-DEL	DA63	1/4	8	3,000 PSI 200 BAR	Dependent on seat material and pressure	6-8 BAR	Body: Stainless Steel Ball: Stainless Steel	Highflow High pressure Actuator std. aluminium Optional plastic or Stainless Steel
BLSHP3B-DA-316-DEL	DA63	3/8	10					
BLSHP4B-DA-316-DEL	DA63	1/2	15					
BLSHP5B-DA-316-DEL	DA75	3/4	20					
BLSHP6B-DA-316-DEL	DA75	1	25					
BLSHP7B-DA-316-DEL	DA100	1 1/4	32					
BLSHP8B-DA-316-DEL	DA115	1 1/2	40					
BLSHP9B-DA-316-DEL	DA115	2	50			6-8 BAR		

ALSO AVAILABLE - 1/4 & 3/8 VALVES TO 10,000 PSI AND 3-WAY VALVES TO 1"



Series BLSHP

Pneumatic Actuated
2 Way Double Acting
Stainless Steel Body



Series BLSHP

Pneumatic Actuated
2 Way Spring Return
Stainless Steel Body

Model	Actuator	Port Size BSP	Orifice Ømm	Media Pressure @30°C	Media Temperature	Actuator Air Pressure	Material of Construction	Features
BLSHP52B-SA-316-DEL	SR75	1/4	8	3,000 PSI 200 BAR	Dependent on seat material and pressure	6-8 BAR	Body: Stainless Steel Ball: Stainless Steel	Highflow High pressure Actuator std. aluminium Optional plastic or Stainless Steel
BLSHP53B-SA-316-DEL	SR75	3/8	10					
BLSHP54B-SA-316-DEL	SR75	1/2	15					
BLSHP55B-SA-316-DEL	SR85	3/4	20					
BLSHP56B-SA-316-DEL	SR85	1	25					
BLSHP57B-SA-316-DEL	SR115	1 1/4	32					
BLSHP58B-SA-316-DEL	SR125	1 1/2	40					
BLSHP59B-SA-316-DEL	SR160	2	50			6-8 BAR		

ALSO AVAILABLE - 1/4 & 3/8 VALVES TO 10,000 PSI AND 3-WAY VALVES TO 1"









Series BLSHP

Electric Actuated
Stainless Steel Body

Model	Actuator	Port Size BSP	Orifice Ømm	Media Pressure @30°C	Media Temperature	Actuator Air Pressure	Material of Construction	Features
BLSHP2B-E*-316-DEL	OM-1	1/4	8	3,000 PSI 200 BAR	Dependent on seat material and pressure	E1=240VAC E2=110VAC E5=24VAC E7=12VDC E8=24VDC	Body: Stainless Steel Ball: Stainless Steel	Highflow High pressure see Series 'OM' for Actuator details
BLSHP3B-E*-316-DEL	OM-1	3/8	10					
BLSHP4B-E*-316-DEL	OM-1	1/2	15					
BLSHP5B-E*-316-DEL	OM-1	3/4	20					
BLSHP6B-E*-316-DEL	OM-A	1	25					
BLSHP7B-E*-316-DEL	OM-3	1 1/4	32					
BLSHP8B-E*-316-DEL	OM-4	1 1/2	40					
BLSHP9B-E*-316-DEL	OM-4	2	50					


ALSO AVAILABLE - 1/4 & 3/8 VALVES TO 10,000 PSI AND 3-WAY VALVES TO 1"

PVC	Model	Actuator	Function/ Port Size	Orifice CV	Media Pressure	Media Temperature	Actuator Air Pressure	Material of Construction	Features
			BSP	Ømm					
CORROSIVE RESISTANT									
 <p>Series BLP Double Acting Plastic Body</p>	BLP4B - DA - UP - E	UT10	1/2	15	Vacuum	Ambient	6-8 BAR	UPVC Body (std.) (Also P.P. & PVDF) P.T.F.E. Seats O-rings E=EPDM V=Viton Plastic actuator to 2" others - alum.	True Union with Safety Block. Stainless Steel Adaptor and Yoke. BSP or Solvent Weld
	BLP5B - DA - UP - E	UT10	3/4	20					
	BLP6B - DA - UP - E	UT10	1	25					
	BLP7B - DA - UP - E	UT13	1 1/4	32					
	BLP8B - DA - UP - E	UT13	1 1/2	40					
	BLP9B - DA - UP - E	UT13	2	50					
	BLP10B - DA - UP - E	DA75	2 1/2	65	10 BAR	Ambient	6-8 BAR Optional- Solvent Weld		
	BLP11B - DA - UP - E	DA85	3	80					
	BLP12B - DA - UP - E	DA100	4	100					
	3 way L Port and T Port available upon request								
 <p>Series BLP Single Acting Plastic Body</p>	BLP54B - SA - UP - E	UT10SR	1/2	15	Vacuum	Ambient	6-8 BAR	UPVC Body (std.) (Also P.P. & PVDF) P.T.F.E. Seats O-rings E=EPDM V=Viton Plastic act. to 1 1/2" others - alum.	True Union with Safety Block. Stainless Steel Adaptor and Yoke. BSP or Solvent Weld
	BLP55B - SA - UP - E	UT10SR	3/4	20					
	BLP56B - SA - UP - E	UT10SR	1	25					
	BLP57B - SA - UP - E	UT13SR	1 1/4	32					
	BLP58B - SA - UP - E	UT13SR	1 1/2	40					
	BLP59B - SA - UP - E	SR75	2	50	10 BAR	Ambient	6-8 BAR Optional- Solvent Weld		
	BLP510B - SA - UP - E	SR85	2 1/2	65					
	BLP511B - SA - UP - E	SR100	3	80					
	BLP512B - SA - UP - E	SR115	4	100					
	3 way L Port and T Port available upon request For normally open function change 4th digit to 6								
 <p>Series BLP Electric Actuated Plastic Body</p>	BLP4B - E* - UP - E	OM-1	1/2	15	Vacuum	Ambient	E1=240VAC E2=110VAC E5=24VAC E7=12VDC E8=24VDC E11=415V	UPVC Body (std.) (Also P.P. & PVDF) P.T.F.E. Seats O-rings E=EPDM V=Viton	True Union with Safety Block. Stainless Steel Adaptor and Yoke. Actuator - see Series 'OM' for details. BSP or Solvent Weld
	BLP5B - E* - UP - E	OM-1	3/4	20					
	BLP6B - E* - UP - E	OM-1	1	25					
	BLP7B - E* - UP - E	OM-1	1 1/4	32					
	BLP8B - E* - UP - E	OM-1	1 1/2	40					
	BLP9B - E* - UP - E	OM-1	2	50	10 BAR	Ambient	NOTE: All have manual override except OM-A		
	BLP10B - E* - UP - E	OM-A	2 1/2	65					
	BLP11B - E* - UP - E	OM-2	2 1/2	65					
	BLP11B - E* - UP - E	OM-A	3	80					
	BLP11B - E* - UP - E	OM-2	3	80					
BLP12B - E* - UP - E	OM-3	4	100						
3 way L Port and T Port available upon request									
 <p>Series BFP Double Acting Butterfly Valve Plastic Body</p>	BFP50FA - DA - UP - E	DA52	Wafer Style	50	0	Ambient	6-8 BAR	UPVC Body P.P. Disc EPDM Seat. ANSI or DIN	Optional P.P. & PVDF Body Viton Seat. Actuator - std. aluminium, optional plastic or Stainless Stl
	BFP65FA - DA - UP - E	DA52	ANSI Flange	65					
	BFP80FA - DA - UP - E	DA63		80					
	BFP100FA - DA - UP - E	DA63		100					
	BFP125FA - DA - UP - E	DA75		125					
	BFP150FA - DA - UP - E	DA85		150	10 BAR	Ambient	6-8 BAR		
	BFP200FA - DA - UP - E	DA100		200					
	BFP250FA - DA - UP - E	DA125		250					
	BFP300FA - DA - UP - E	DA125		300					
	#								
 <p>Series BFP Single Acting Butterfly Valve Plastic Body</p>	BFP550FA - SA - UP - E	SR63	Wafer Style	50	0	Ambient	6-8 BAR	UPVC Body P.P. Disc EPDM Seat. ANSI or DIN	Optional P.P. & PVDF Body Viton Seat. Actuator - std. aluminium, optional plastic or Stainless Stl
	BFP65FA - SA - UP - E	SR63	ANSI Flange	65					
	BFP80FA - SA - UP - E	SR75		80					
	BFP100FA - SA - UP - E	SR75		100					
	BFP125FA - SA - UP - E	SR85		125					
	BFP150FA - SA - UP - E	SR100		150	10 BAR	Ambient	6-8 BAR		
	BFP200FA - SA - UP - E	SR125		200					
	BFP250FA - SA - UP - E	SR125		250					
	BFP300FA - SA - UP - E	SR160		300					
	#								
For normally open function change 4th digit to 6									
 <p>Series BFP Electric Actuated Butterfly Valve Plastic Body</p>	BFP50FA - E* - UP - E	OM-1	Wafer Style	50	0	Ambient	E1=240VAC E2=110VAC E5=24VAC E7=12VDC E8=24VDC E11=415V	UPVC Body P.P. Disc ANS / DIN EPDM Seat.	Optional P.P. & PVDF Body Viton Seat. Actuator - see Series 'OM' for details
	BFP65FA - E* - UP - E	OM-1	ANSI Flange	65					
	BFP80FA - E* - UP - E	OM-A		80					
	BFP100FA - E* - UP - E	OM-2		80					
	BFP100FA - E* - UP - E	OM-A		100					
	BFP100FA - E* - UP - E	OM-2		100	10 BAR	Ambient	NOTE: All have manual override except OM-A		
	BFP125FA - E* - UP - E	OM-2		125					
	BFP150FA - E* - UP - E	OM-3		150					
	BFP200FA - E* - UP - E	OM-3		200					
	BFP250FA - E* - UP - E	OM-4		250					
BFP300FA - E* - UP - E	OM-5		300						
#									

Butterfly valves up to 24" (600mm) available upon request
 - For further technical information contact Process Systems or Your Distributor.
 Options: voltage free limit switches or 4-20mA Proportional Control. (Consult factory)
 * - VOLTAGE CODE: E1 = 240VAC, E2 = 110VAC, E5 = 24VAC, E7 = 12VDC, E8 = 24VDC

Nickel Plated Brass

2 WAY AIR & WATER



Series BLB

Model	Actuator	Port Size BSB	Orifice ømm	Media Pressure	Media Temperature	Actuator Air Pressure	Material of Construction	Features
BLB4B - DA - BR - T	DA32	1/2	15	Vacuum	-20°C	6-8 BAR	Body: Brass	Direct Mount Compact Design. Standard with aluminium actuator. Optional Plastic or Stainless Steel actuator.
BLB5B - DA - BR - T	DA32	3/4	20					
BLB6B - DA - BR - T	DA32	1	25	40 BAR	160°C	6-8 BAR Air Pressure	P.T.F.E. Seats	Viton Seals
BLB7B - DA - BR - T	DA32	1 1/4	32					
BLB8B - DA - BR - T	DA52	1 1/2	40	40 BAR	160°C	6-8 BAR Air Pressure	P.T.F.E. Seats	Viton Seals
BLB9B - DA - BR - T	DA52	2	50					
BLB10B - DA - BR - T	DA63	2 1/2	65	40 BAR	160°C	6-8 BAR Air Pressure	P.T.F.E. Seats	Viton Seals
BLB11B - DA - BR - T	DA63	3	80					
BLB12B - DA - BR - T	DA85	4	100					



Series BLB

BLB54B - SA - BR - T	SR52	1/2	15	Vacuum	-20°C	6-8 BAR	Body: Brass	Direct Mount Compact Design. Standard with aluminium actuator. Optional Plastic or Stainless Steel actuator.
BLB55B - SA - BR - T	SR52	3/4	20					
BLB56B - SA - BR - T	SR52	1	25	40 BAR	160°C	6-8 BAR Air Pressure	P.T.F.E. Seats	Viton Seals
BLB57B - SA - BR - T	SR52	1 1/4	32					
BLB58B - SA - BR - T	SR63	1 1/2	40	40 BAR	160°C	6-8 BAR Air Pressure	P.T.F.E. Seats	Viton Seals
BLB59B - SA - BR - T	SR63	2	50					
BLB510B - SA - BR - T	SR85	2 1/2	65	40 BAR	160°C	6-8 BAR Air Pressure	P.T.F.E. Seats	Viton Seals
BLB511B - SA - BR - T	SR85	3	80					
BLB512B - SA - BR - T	SR100	4	100					

For normally open function change 4th digit to 6



Series BLB

BLB4B - E* - BR - T	OM-1	1/2	15	Vacuum	-20°C	E1=240VAC E2=110VAC E5=24VAC E7=12VDC E8=24VDC E11=415V	Body: Brass	2 piece Compact Brass ball valve with electric actuator.
BLB5B - E* - BR - T	OM-1	3/4	20					
BLB6B - E* - BR - T	OM-1	1	25	40 BAR	160°C	E1=240VAC E2=110VAC E5=24VAC E7=12VDC E8=24VDC E11=415V	P.T.F.E. Seats	See Series 'OM' for actuator details.
BLB7B - E* - BR - T	OM-1	1 1/4	32					
BLB8B - E* - BR - T	OM-1	1 1/2	40	40 BAR	160°C	E1=240VAC E2=110VAC E5=24VAC E7=12VDC E8=24VDC E11=415V	P.T.F.E. Seats	See Series 'OM' for actuator details.
BLB9B - E* - BR - T	OM-1	2	50					
BLB10B - E* - BR - T	OM-A	2 1/2	65	40 BAR	160°C	E1=240VAC E2=110VAC E5=24VAC E7=12VDC E8=24VDC E11=415V	Viton Seals	See Series 'OM' for actuator details.
BLB10B - E* - BR - T	OM-2	2 1/2	65					
BLB11B - E* - BR - T	OM-A	3	80	40 BAR	160°C	E1=240VAC E2=110VAC E5=24VAC E7=12VDC E8=24VDC E11=415V	Viton Seals	See Series 'OM' for actuator details.
BLB11B - E* - BR - T	OM-2	3	80					
BLB12B - E* - BR - T	OM-2	4	100					

NOTE:
OM-A has no manual override.

3 WAY AIR & WATER



Series BLB

BLB3L4B - DA - BR - T	DA52	1/2	12.7	Vacuum	-20°C	6-8 BAR	Body: Brass	Compact Design. Standard with aluminium actuator. Optional plastic or Stainless Steel Actuator
BLB3L5B - DA - BR - T	DA52	3/4	20					
BLB3L6B - DA - BR - T	DA52	1	25	10 BAR	160°C	6-8 BAR Air Pressure	P.T.F.E. Seats	Viton Seals
BLB3L7B - DA - BR - T	DA52	1 1/4	32					
BLB3L8B - DA - BR - T	DA63	1 1/2	40	10 BAR	160°C	6-8 BAR Air Pressure	P.T.F.E. Seats	Viton Seals
BLB3L9B - DA - BR - T	DA63	2	50					

3L = 'L' port
3T = 'T' port



Series BLB

BLB3L4B - SA - BR - T	SR52	1/2	12.7	Vacuum	-20°C	6-8 BAR	Body: Brass	Compact Design Standard with aluminium actuator. Optional plastic or Stainless Steel Actuator
BLB3L5B - SA - BR - T	SR63	3/4	20					
BLB3L6B - SA - BR - T	SR63	1	25	10 BAR	160°C	6-8 BAR Air Pressure	P.T.F.E. Seats	Viton Seals
BLB3L7B - SA - BR - T	SR63	1 1/4	32					
BLB3L8B - SA - BR - T	SR85	1 1/2	40	10 BAR	160°C	6-8 BAR Air Pressure	P.T.F.E. Seats	Viton Seals
BLB3L9B - SA - BR - T	SR85	2	50					

3L = 'L' port
3T = 'T' port

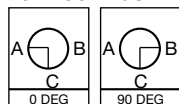


Series BLB

BLB3L4B - E* - BR - T	OM-1	1/2	12.7	Vacuum	20°C	E1=240VAC E2=110VAC E5=24VAC E7=12VDC E8=24VDC E11=415V	Body: Brass	Electric Actuator
BLB3L5B - E* - BR - T	OM-1	3/4	20					
BLB3L6B - E* - BR - T	OM-1	1	25	10 BAR	160°C	E1=240VAC E2=110VAC E5=24VAC E7=12VDC E8=24VDC E11=415V	P.T.F.E. Seats	See Series 'OM' for Actuator details
BLB3L7B - E* - BR - T	OM-1	1 1/4	32					
BLB3L8B - E* - BR - T	OM-A	1 1/2	40	10 BAR	160°C	E1=240VAC E2=110VAC E5=24VAC E7=12VDC E8=24VDC E11=415V	Viton Seals	See Series 'OM' for Actuator details
BLB3L9B - E* - BR - T	OM-A	2	50					

3L = 'L' port
3T = 'T' port




'L' PORT CONFIGURATION



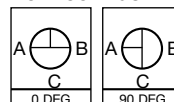
- For further technical information contact Process Systems or Your Distributor.

Options: Voltage free switches or 4-20mA Proportional Control (consult factory).

* - VOLTAGE CODE: 1 = 240VAC, 2 = 110VAC, 5 = 24VAC, 7 = 12VDC, 8 = 24VDC

Stainless Steel	Model	Actuator	Port Size BSP	Orifice CV Ømm CV	Media Pressure	Media Temperature	Actuator Air Pressure	Material of Construction	Features			
	2 WAY CORROSIVE RESISTANT / HIGHER PRESSURE / HIGHER TEMPERATURE											
 <p>Series BLS Double Acting Stainless Steel Body</p>	BLS4B - DA - 316 - C	DA32	1/2	15	70 BAR	-20°C	6-8 BAR	Body: 3 piece Stainless Steel BSP Threaded Seats: Filled P.T.F.E. Optional: Flanges Buttweld Socket weld	Direct Mount. High Pad Self Adjusting Stem Packing Actuator- std. aluminium Optional plastic or Stainless Steel			
	BLS5B - DA - 316 - C	DA52	3/4	20	W.O.G.							
	BLS6B - DA - 316 - C	DA52	1	25	Vacuum							
	BLS7B - DA - 316 - C	DA63	1 1/4	32	10 BAR Steam using C.F. Seat	with C.F. Seat 180°C	6-8 BAR					
	BLS8B - DA - 316 - C	DA63	1 1/2	40								
	BLS9B - DA - 316 - C	DA75	2	50	63	80						
	BLS10B - DA - 316 - C	DA85	2 1/2	63								
	BLS11B - DA - 316 - C	DA100	3	80								
	 <p>Series BLS Single Acting Stainless Steel Body</p>	BLS4B - SA - 316 - C	SR52	1/2	15	70 BAR	-20°C			6-8 BAR	Body: 3 piece Stainless Steel BSP Threaded Filled Seats: Filled P.T.F.E. Optional: Flanges Buttweld Socket weld	Direct Mount. High Pad Self Adjusting Stem Packing Actuator- std. aluminium Optional plastic or Stainless Steel
		BLS5B - SA - 316 - C	SR52	3/4	20	W.O.G.						
BLS6B - SA - 316 - C		SR63	1	25	Vacuum							
BLS7B - SA - 316 - C		SR75	1 1/4	32	10 BAR Steam using C.F. Seat	with C.F. Seat 180°C	6-8 BAR					
BLS8B - SA - 316 - C		SR85	1 1/2	40								
BLS9B - SA - 316 - C		SR85	2	50	63	80						
BLS10B - SA - 316 - C		SR100	2 1/2	63								
BLS11B - SA - 316 - C		SR115	3	80								
 <p>Series BLS Electric Actuated Stainless Steel Body</p>		BLS4B - E* - 316 - C	OM-1	1/2	15	70 BAR	-20°C	E1=240VAC E2=110VAC E5=24VAC E7=12VDC E8=24VDC E11=415V NOTE: OM-A has no manual override.	Body: 3 piece 316 Stainless Steel Filled Seats: Filled P.T.F.E.	Direct Mount. High Pad Self Adjusting Stem Packing see Series 'OM' for Actuator details		
		BLS5B - E* - 316 - C	OM-1	3/4	20	W.O.G.						
	BLS6B - E* - 316 - C	OM-1	1	25	Vacuum							
	BLS7B - E* - 316 - C	OM-1	1 1/4	32	10 BAR Steam using C.F. Seat	with C.F. Seat 180°C	6-8 BAR					
	BLS8B - E* - 316 - C	OM-A	1 1/2	40								
	BLS8B - E* - 316 - C	OM-2	1 1/2	40	63	80						
	BLS9B - E* - 316 - C	OM-A	2	50								
	BLS9B - E* - 316 - C	OM-2	2	50	63	80						
	BLS10B - E* - 316 - C	OM-2	2 1/2	63								
	BLS11B - E* - 316 - C	OM-3	3	80								
3 WAY CORROSIVE RESISTANT / HIGHER PRESSURE / HIGHER TEMPERATURE												
 <p>Series BLS Double Acting 'L' or 'T' Port Stainless Steel Body</p>	BLS3L4B - DA - 316 - T	DA52	1/2	12.7	Vacuum	-20°C	6-8 BAR 6-8 BAR Air Pressure	Body: Stainless Steel P.T.F.E. Seats 3 Way L Port / T Port	Compact Design Standard with aluminium actuator. Optional plastic or Stainless Stl Actuator			
	BLS3L5B - DA - 316 - T	DA52	3/4	16								
	BLS3L6B - DA - 316 - T	DA52	1	20								
	BLS3L8B - DA - 316 - T	DA75	1 1/2	32	70 BAR W.O.G.	150°C						
	BLS3L9B - DA - 316 - T	DA85	2	38								
	3L = 'L' Port 3T = 'T' Port											
 <p>Series BLS Single Acting 'L' or 'T' Port Stainless Steel Body</p>	BLS3L4B - SA - 316 - T	SR52	1/2	12.7	Vacuum	-20°C	6-8 BAR 6-8 BAR Air Pressure	Body: Stainless Steel P.T.F.E. Seats. 3 Way L Port / T Port	Compact Design Standard with aluminium actuator. Optional plastic or Stainless Stl Actuator			
	BLS3L5B - SA - 316 - T	SR63	3/4	16								
	BLS3L6B - SA - 316 - T	SR63	1	20								
	BLS3L8B - SA - 316 - T	SR85	1 1/2	32	70 BAR W.O.G.	150°C						
	BLS3L9B - SA - 316 - T	SR100	2	38								
	3L = 'L' Port 3T = 'T' Port											
 <p>Series BLS Electrically Actuated 'L' or 'T' Port Stainless Steel Body</p>	BLS3L4B - E* - 316 - T	OM-1	1/2	12.7	Vacuum	-20°C	E1=240VAC E2=110VAC E5=24VAC E7=12VDC E8=24VDC E11=415V NOTE: OM-A has no manual override.	Body: 316 Stainless Steel P.T.F.E. Seats. 3 Way L Port / T Port	Electric Actuator See Series 'OM' for actuator details			
	BLS3L5B - E* - 316 - T	OM-1	3/4	16								
	BLS3L6B - E* - 316 - T	OM-1	1	20								
	BLS3L8B - E* - 316 - T	OM-A	1 1/2	32	70 BAR W.O.G.	150°C						
	BLS3L8B - E* - 316 - T	OM-2	1 1/2	32								
	BLS3L9B - E* - 316 - T	OM-2	2	38								
3L = 'L' port 3T = 'T' port												

T' PORT CONFIGURATION



- For further technical information contact Process Systems or Your Distributor.


Options: Voltage free switches or 4-20mA Proportional Control (consult factory).


* - VOLTAGE CODE: 1 = 240VAC, 2 = 110VAC, 5 = 24VAC, 7 = 12VDC, 8 = 24VDC


Cast Iron

Model	Actuator	Orifice CV		Orifice/CV		Media Pressure	Media Temperature	Actuator Voltage/Air Pressure	Material of Construction	Features
		Ømm	CV	Ømm	CV					


DRY SERVICE AIR & POWDERS 3 BAR WORKING PRESSURE (UNDER CUT DISC 1.25MM)


 <p>Series BFC Cast Iron Butterfly Valve Double Acting Actuator</p>	BFC50W16 - DA - S - E	DA63	50	3 BAR WET	-40°C	6-8 BAR	Body: Cast Iron standard with table 'E' flange	Double acting Pneumatic actuator. Direct pad mount.
	BFC65W16 - DA - S - E	DA63	65	Undercut Disc				
	BFC80W16 - DA - S - E	DA63	80					
	BFC100W3 - DA - S - E	DA63	100					
	BFC125W3 - DA - S - E	DA63	125					
	BFC150W3 - DA - S - E	DA75	150	(EPDM) 120°C	6-8 BAR	Stainless Steel disc EPDM liner (Nitrile optional). Aluminium actuator.	EPDM=E Nitrile=N	
	BFC200W3 - DA - S - E	DA85	200					
	BFC250W3 - DA - S - E	DA115	250					
	BFC300W3 - DA - S - E	DA115	300					
	(3 bar dry application c/w double acting pneumatic actuator)							


 <p>Series BFC Cast Iron Butterfly Valve Single Acting Actuator</p>	BF550W3 - SA - S - E	SR63	50	3 BAR WET	-40°C	6-8 BAR	Body: Cast Iron standard with table 'E' flange	Single acting Pneumatic actuator. Direct pad mount.	
	BF565W3 - SA - S - E	SR63	65	Undercut Disc					
	BF580W3 - SA - S - E	SR85	80						
	BF5100W3 - SA - S - E	SR85	100						
	BF5125W3 - SA - S - E	SR185	125						(EPDM) 120°C
	BF5150W3 - SA - S - E	SR100	150						
	BF5200W3 - SA - S - E	SR125	200						
	BF5250W3 - SA - S - E	SR200	250						
	(3 bar dry application c/w single acting pneumatic actuator)								

 <p>Series BFC Cast Iron Butterfly Valve Electric Actuator</p>	BFC50W3E* - S - E	OM-1	50	3 BAR WET	-40°C	E1=240VAC E2=110VAC E5=24VAC E7=12VDC E8=24VDC	Body: Cast Iron standard with table 'E' flange	on/off electric actuator. Note: OM-A w/out manual override			
	BFC65W3E* - S - E	OM-1	65	Undercut Disc							
	BFC80W3E* - S - E	OM-1	80								
	BFC100W3E* - S - E	OM-1	100								
	BFC125W3E* - S - E	OM-1	125						(EPDM) 120°C	6-8 BAR	Stainless Steel disc EPDM liner (Nitrile optional).
	BFC150W3E* - S - E	OM-A	150								
	BFC150W3E* - S - E	OM-2	150								
	BFC200W3E* - S - E	OM-2	200								
	BFC250W3E* - S - E	OM-3	250								
	BFC300W3E* - S - E	OM-4	300	(3 bar dry application c/w electric actuator)							

DRY SERVICE AIR & POWDERS 16 BAR WORKING PRESSURE

 <p>Series BFC Cast Iron Butterfly Valve Double Acting Actuator</p>	BFC50D16 - DA - S - E	DA63	50	16 BAR DRY	-40°C	6-8 BAR	Body- Cast Iron standard with table 'E' flange	Double acting Pneumatic actuator. Direct pad mount.				
	BFC65D16 - DA - S - E	DA63	65	Undercut Disc								
	BFC80D16 - DA - S - E	DA75	80									
	BFC100D16 - DA - S - E	DA85	100									
	BFC125D16 - DA - S - E	DA100	125						(EPDM) 120°C	6-8 BAR	Stainless Steel disc EPDM liner (Nitrile optional).	EPDM=E Nitrile=N
	BFC150D16 - DA - S - E	DA115	150									
	BFC200D16 - DA - S - E	DA125	200									
	BFC250D16 - DA - S - E	DA160	250									
	BFC300D16 - DA - S - E	DA200	300	(16 bar dry application c/w double acting pneumatic actuator)								


 <p>Series BFC Cast Iron Butterfly Valve Single Acting Actuator</p>	BFC50D16 - SA - S - E	SR85	50	16 BAR DRY	-40°C	6-8 BAR	Body- Cast Iron standard with table 'E' flange	Single acting Pneumatic actuator. Direct pad mount.					
	BFC565D16 - SA - S - E	SR100	65	Undercut Disc									
	BFC580D16 - SA - S - E	SR100	80										
	BFC5100D16 - SA - S - E	SR115	100										
	BFC5125D16 - SA - S - E	SR125	125						(EPDM) 120°C	6-8 BAR	Stainless Steel disc EPDM liner (Nitrile optional).	EPDM=E Nitrile=N	
	BFC5150D16 - SA - S - E	SR160	150										
	BFC5200D16 - SA - S - E	SR200	200										
	(16 bar dry application c/w single acting pneumatic actuator)												

 <p>Series BFC Cast Iron Butterfly Valve Electric Actuator</p>	BFC50D16E* - S - E	OM-1	50	16 BAR DRY	-40°C	E1=240VAC E2=110VAC E5=24VAC E7=12VDC E8=24VDC	Body- Cast Iron standard with table 'E' flange	on/off electric actuator.				
	BFC65D16E* - S - E	OM-A	65	Undercut Disc								
	BFC65D16E* - S - E	OM-2	65									
	BFC80D16E* - S - E	OM-2	80									
	BFC100D16E* - S - E	OM-2	100						(EPDM) 120°C	6-8 BAR	Stainless Steel disc EPDM liner (Nitrile optional).	Note: OM-A without manual override
	BFC125D16E* - S - E	OM-3	125									
	BFC150D16E* - S - E	OM-4	150									
	BFC200D16E* - S - E	OM-5	200									
	BFC250D16E* - S - E	OM-6	250	(16 bar dry application c/w electric actuator)								


Cast Iron

Model	Actuator	Orifice CV	Media Pressure	Media Temperature	Actuator Voltage/Air Pressure	Material of Construction	Features
		Ømm CV					


WET SERVICE - WATER & FLUIDS 16 BAR WORKING PRESSURE "ECONO"

 'Econo' Series BFCK Cast Iron Butterfly Valve Double Acting Actuator	Model	Actuator	Orifice CV	Media Pressure	Media Temperature	Actuator Voltage/Air Pressure	Material of Construction	Features
	BFCK50W16 - DA - S - E BFCK65W16 - DA - S - E BFCK80W16 - DA - S - E BFCK100W16 - DA - S - E BFCK125W16 - DA - S - E BFCK150W16 - DA - S - E BFCK200W16 - DA - S - E BFCK250W16 - DA - S - E BFCK300W16 - DA - S - E	DA63 DA63 DA63 DA63 DA75 DA100 DA115 DA125 DA160	50 65 80 100 125 150 200 250 300	16 BAR WET 16 BAR WET	-40°C (EPDM) 120°C	6-8 BAR 6-8 BAR	Body- Cast Iron standard with table 'E' flange Stainless Steel disc EPDM liner (Nitrile optional). Aluminium actuator.	Double acting Pneumatic actuator. Direct pad mount. EPDM=E Nitrile=N Bonded Seat

(16 bar wet application c/w double acting pneumatic actuator)


 'Econo' Series BFCK Cast Iron Butterfly Valve Single Acting Actuator	Model	Actuator	Orifice CV	Media Pressure	Media Temperature	Actuator Voltage/Air Pressure	Material of Construction	Features
	BFCK550W16 - SA - S - E BFCK565W16 - SA - S - E BFCK580W16 - SA - S - E BFCK5100W16 - SA - S - E BFCK5125W16 - SA - S - E BFCK5150W16 - SA - S - E BFCK5200W16 - SA - S - E BFCK5250W16 - SA - S - E	SR63 SR63 SR75 SR85 SR100 SR115 SR125 SR160	50 65 80 100 125 150 200 250	16 BAR WET 16 BAR WET	-40°C (EPDM) 120°C	6-8 BAR 6-8 BAR	Body- Cast Iron standard with table 'E' flange Stainless Steel disc EPDM liner (Nitrile optional). Aluminium actuator.	Single acting Pneumatic actuator. Direct pad mount. EPDM=E Nitrile=N Bonded Seat

(16 bar wet application c/w single acting pneumatic actuator)


 'Econo' Series BFCK Cast Iron Butterfly Valve Electric Actuator	Model	Actuator	Orifice CV	Media Pressure	Media Temperature	Actuator Voltage/Air Pressure	Material of Construction	Features
	BFCK50W16E* - S - E BFCK65W16E* - S - E BFCK80W16E* - S - E BFCK100W16E* - S - E BFCK125W16E* - S - E BFCK150W16E* - S - E BFCK200W16E* - S - E BFCK250W16E* - S - E BFCK300W16E* - S - E	OM-1 OM-1 OM-1 OM-1 OM-A OM-2 OM-4 OM-5 OM-6	50 65 80 100 125 150 200 250 300	16 BAR WET 16 BAR WET	-40°C (EPDM) 120°C	E1=240VAC E2=110VAC E5=24VAC E7=12VDC E8=24VDC	Body- Cast Iron standard with table 'E' flange Stainless Steel disc EPDM liner (Nitrile optional).	on/off electric actuator. Note: OM-A without manual override Bonded Seat

(16 bar wet application c/w electric actuator)


STAINLESS STEEL REGULATORS, FILTERS & LUBRICATORS

 ST/ST REGULATOR	Size	Model	Features
	1/4" 3/8" 1/2" 1" 1-1/2" 2"	R3114F R3138F R3121F R3123F R3130F R3128D	Suitable for air and nitrogen. Other models available for liquids and gases. (Refer to Data Sheet R3) Various outlet pressures up to 50 BAR available. 1.5-15 BAR (Standard)


BSPF

 ST/ST FILTER / REGULATOR	Size	Model	Features
	1/4" 1/4" 3/8" 1/2" 3/4" 1"	FR314MC FR314ST FR338ST FR312ST FR334ST FR310M	30 Bar max inlet 50 bar on request 50 Micron filter Manual drain Various outlet Ranges avail. Standard 0.8-8 bar Suitable for air & nitrogen -20°C + 80°C

BSPF

 ST/ST FILTER	Size	Model	Features
	1/4 1/4 3/8 1/2 3/4 1 1-1/2 2	F314MC F314ST F338ST F312ST F334ST F310M F315M F320M	50 BAR Max Inlet 50 Micron Filter 5 Micron Available Manual Drain -20°C.....+80°C Refer Data Sheet F3 for more details

BSPF

 ST/ST LUBRICATOR	Size	Model	Features
	1/4 1/4 3/8 1/2 3/4 1" 1-1/2 2	L314MC L314ST L338ST L312ST L334ST L310ST L315M L320M	30 BAR Max Inlet All Stainless Steel Construction Refer Data Sheet L3 for more details -20°C.....+80°C

BSPF

- For further technical information contact Process Systems or Your Distributor.

Options: Voltage free switches or 4-20mA Proportional Control (Consult factory).
 * - VOLTAGE CODE: 1 = 240VAC, 2 = 110VAC, 5 = 24VAC, 7 = 12VDC, 8 = 24VDC,
 E = EPDM, N = NITRILE

Model	Description	Connection	Function
-------	-------------	------------	----------

TIMERS



Model	Description	Connection	Function																		
TEC-22A EM - 231 EM - 241 EM - 251 EM - 261 EM - 271 EM - 243 EM - 244 EMD-12A EMD-12B	Cycle Timer Cycle Timer Cycle Timer Cycle Timer Cycle Timer Cycle Timer Single Shot Delay Single Shot Digital Time Digital Time	24/24AV AC/DC 24-24DV AC/DC 110-240Vac 10-5DV AC/DC	Square Plug Square Plug Sq. to Rect.																		
A - B adapt	Converter Plug		<table border="1"> <thead> <tr> <th>ON</th> <th>OFF</th> </tr> </thead> <tbody> <tr> <td>0.5-10 sec</td> <td>0.5-45 min</td> </tr> <tr> <td>20 - 300m/sec</td> <td>1-45 min</td> </tr> <tr> <td>1 - 60 sec</td> <td>1-60 sec</td> </tr> <tr> <td>1 - 60 sec</td> <td>1-45 min</td> </tr> <tr> <td>1 - 45 min</td> <td>1-45 min</td> </tr> <tr> <td>1 - 60 sec</td> <td>60 - 720 min</td> </tr> <tr> <td>1 - 60 sec</td> <td>-</td> </tr> <tr> <td>-</td> <td>1 - 60 sec</td> </tr> </tbody> </table> <p>Max current 1 Amp</p>	ON	OFF	0.5-10 sec	0.5-45 min	20 - 300m/sec	1-45 min	1 - 60 sec	1-60 sec	1 - 60 sec	1-45 min	1 - 45 min	1-45 min	1 - 60 sec	60 - 720 min	1 - 60 sec	-	-	1 - 60 sec
ON	OFF																				
0.5-10 sec	0.5-45 min																				
20 - 300m/sec	1-45 min																				
1 - 60 sec	1-60 sec																				
1 - 60 sec	1-45 min																				
1 - 45 min	1-45 min																				
1 - 60 sec	60 - 720 min																				
1 - 60 sec	-																				
-	1 - 60 sec																				



Model	Description	Connection	Function																				
CRD - 2 - 4 - *V 1/4" BSP 16 BAR CRD - 3 - 4 - *V 3/8" BSP 16 BAR CRD - 4 - 4 - *V 1/2" BSP 16 BAR	Value & timer combination for condensate removal from air systems. Also available in 25 Bar, 40 Bar & 80 Bar pressure ranges	1/4 BSP 3/8 BSP 1/2 BSP (std)	<table border="1"> <thead> <tr> <th>Body:</th> <th>Air.</th> </tr> </thead> <tbody> <tr> <td>Brass.</td> <td>Manual</td> </tr> <tr> <td>Seals:</td> <td>Test Cycle.</td> </tr> <tr> <td>Viton (std.).</td> <td>LED Indicator.</td> </tr> <tr> <td>Operator:</td> <td>Direct</td> </tr> <tr> <td>Brass & Stainless Steel</td> <td>Acting.</td> </tr> <tr> <td></td> <td>Multi-Voltage</td> </tr> <tr> <td></td> <td>Timer</td> </tr> <tr> <td></td> <td>24-240V</td> </tr> <tr> <td></td> <td>AC/DC</td> </tr> </tbody> </table>	Body:	Air.	Brass.	Manual	Seals:	Test Cycle.	Viton (std.).	LED Indicator.	Operator:	Direct	Brass & Stainless Steel	Acting.		Multi-Voltage		Timer		24-240V		AC/DC
Body:	Air.																						
Brass.	Manual																						
Seals:	Test Cycle.																						
Viton (std.).	LED Indicator.																						
Operator:	Direct																						
Brass & Stainless Steel	Acting.																						
	Multi-Voltage																						
	Timer																						
	24-240V																						
	AC/DC																						

CONNECTOR PLUGS



Model	Description	Connection	Terminal Spacing	Function
0200-9-DC-PG9 0200-9-AC-PG9 210-9-DC-PG9 210-9-AC-PG9 110-DC-PG7 110-AC-PG7 OPTIONAL: 0200-1-DC-PG11 0200-1-AC-PG11	LED Connector Plug PG9 gland LED Connector Plug PG9 gland LED Connector Plug PG9 gland LED Connector Plug PG9 gland LED Connector Plug PG7 gland LED Connector Plug PG7 gland	Square Plug Square Plug Rectangular Plug Rectangular Plug Mini Plug Mini Plug	18mm 18mm 11mm 11mm 9.4mm 9.4mm	10-50 V AC/DC 70-250 V AC/DC 10-50 V AC/DC 70-250 V AC/DC 10-50 V AC/DC 70-250 V AC/DC
5108 - 37510 5108 - 33510	LED/MOV/Plug LED/MOV/Plug	Square Plug Rectangular Plug	18mm 11mm	Surge Suppression Dedicated Voltage Only.
5100 - 31100 5100 - 30400	Rectifier Plug Rectifier Plug	Square Plug Rectangular Plug	18mm 11mm	Multi-Voltage (12V-240V) Changes AC to DC 1 AMP Max. Load

Square Plug = 27 x 27mm. Rectangular Plug = 28 x 20mm. Mini Plug = 15 x 15mm.
PG11 = 8-10mm \varnothing cable. PG9 = 6-8mm \varnothing cable. PG7 = 6-7mm \varnothing cable.

PRESSURE SWITCH



Model	Material	Pressure Range	Connection	Function
PSM2R14 PSM10R14	Brass Brass	0.2-2 Bar 1-10 Bar	1/4" BSP (Parallel) with O'Ring Seal	S.P.D.T. (NC or NO) 6amp (res) 2 Amp (IND.) 240V AC Max 30% F.S. Hysteresis.
PSM2R14AP PSM10R14APSM PSM50R14SM PSM100R14SM PSP150R14SM	Plated Steel	0.2-2 Bar 1-10 Bar 10-50 Bar 10-100 Bar 30-150 Bar		Membrane - NBR - standard Viton Silicone EPDM. Stainless Steel.
PSP300R14SM		50-300 Bar	ISO Square Plug IP65	

VACUUM SWITCH




Model	Material	Pressure Range	Connection	Function
VSM1R14 VSM2R14	Plated Steel	100-500 mBar (VAC) 500-900 mBar (VAC)	1/4" BSP (Parallel) with O'Ring Seal	S.P.D.T. (NC or NO) 6amp (res) 2 Amp (IND.) 240V AC Max 30% F.S. Hysteresis.
		Over Pressure up to 20 Bar.		Membrane - NBR - standard Viton Silicone EPDM.


Air Valves

Model	Function/ Port Size		Orifice/CV ømm	Pressure (Bar) Air & Fluid		Description	Media Temperature	Material of Construction	Features
	BSP			AC	DC				


5/2 WAY SOLENOID OPERATED / SPRING RETURN

 <p>Series A69</p> <p>Aluminium</p>	A69-1-4-*N	5/2 1/8	0.67	1.5-8	1.5-8	5/2 Way Solenoid Operated - Spring Return	5°C 80°C	Aluminium Body & Spool. P.O.M. Ends. Seals: NBR. Operator: Brass & Stainless Steel	Air
	A69-2-7-*N	5/2 1/4	2	1.5-8	1.5-8				Manual Override.
	A69-3-7-*N	5/2 3/8	2	1.5-8	1.5-8				High Flow
	A69-4-8-*N	5/2 1/2	2.8	1.5-8	1.5-8				8.5VA AC 6.5W DC
Also available with explosion-proof coil									


5/2 WAY DOUBLE SOLENOID

 <p>Series A610</p> <p>Aluminium</p>	A610-1-4-*N	5/2 1/8	0.67	1.5-8	1.5-8	5/2 Way Double Solenoid	5°C 80°C	Aluminium Body & Spool. P.O.M. Ends. Seals: NBR. Operator: Brass & Stainless Steel	Air
	A610-2-7-*N	5/2 1/4	2	1.5-8	1.5-8				Manual Override.
	A610-3-7-*N	5/2 3/8	2	1.5-8	1.5-8				High Flow
	A610-4-8-*N	5/2 1/2	2.8	1.5-8	1.5-8				8.5VA AC 6.5W DC
Also available with explosion-proof coil									


5/3 WAY DOUBLE SOLENOID / CLOSED CENTRE

 <p>Series A611</p> <p>Aluminium</p>	A611-2-7-*N	5/3 1/4	2	1.5-8	1.5-8	5/3 Way Double Solenoid 3 position. Closed centre ports.	5°C 80°C	Aluminium Body & Spool. P.O.M. Ends. Seals: NBR. Operator: Brass & Stainless Steel	Air
	A611-3-7-*N	5/3 3/8	2	1.5-8	1.5-8				Manual Override.
	A611-4-8-*N	5/3 1/2	2.8	1.5-8	1.5-8				High Flow 8.5VA AC 6.5W DC
Also available with explosion-proof coil									


5/2 & 5/3 WAY MANIFOLD VALVES

 <p>Manifold</p> <p>Aluminium</p>	2SM - #	STATIONS 2 4 6 8 10	Any size or valve style 5/2 way or 5/3 way can be manifolded. Also mixed solenoid/spring & double solenoid can be mounted on the one manifold.	Aluminium	Air
	4SM - #				
	6SM - #				Large Supply & Exhaust Capacity
	8SM - #				
	10SM - #				
	# - Value port size i.e. 1/8", 1/4", 3/8", 1/2"	For Odd No's. Blank One Station	Specials: - Up to 15 stations		

5/2 WAY NAMUR INTERFACE SOLENOID OPERATED

 <p>Series NAMUR</p> <p>NAMUR - Aluminium</p>	NS12*5 Anodised Alum	1/4	1.6	1.5-8	1.5-8	Spring Return Sol./Sol	5°C 80°C	Body & Spool: Aluminium P.O.M. Ends. Seals: NBR Body & Spool: Stainless Steel P.O.M. Ends. Seals: NBR	Air
	ND12*5 Anodised Alum	1/4	1.6	1.5-8	1.5-8				Manual Override.
	ENS12*5 'Econo'	1/4	0.89	1.5-8	1.5-8				High Flow
	END12*5 'Econo'	1/4	0.89	1.5-8	1.5-8				8.5VA AC 6.5W DC
Also available with explosion-proof coil (PG 4)									

LIMIT SWITCH BOX

 <p>Series LS</p> <p>Limit -Switch Box</p>	SK-100	BRACKETS S/S ST-1 30 x 80, H:20 ST-2 30 x 80, H:30 ST-3 30 x 130, H:30 ST-4 30 x 130, H:50	Limit Switch Box for pneumatic actuator - Dual Limits prewired	-20°C 80°C	Body: Plastic Polycarbonate Stainless Steel Brackets	Pre-wired IP67 2xSPDT 10 Amp AC 2 Amp - DC 250V Max
	"Intrinsically safe" also available					

- For further technical information contact Process Systems or Your Distributor.

* - VOLTAGE CODE: 1 = 240VAC, 2 = 110VAC, 5 = 24VAC, 7 = 12VDC, 8 = 24VDC, 9 = 48VDC
• - ELASTOMER CODE: N = NBR Nitrile

Guide to the new Order Code



Body material Code

Aluminium	A
Brass	B
Cast Iron	C
Plastic (glass reinforced)	P
Stainless Steel	S
Teflon (PTFE)	T
PVC	UP

Series Code

(Specific to each product group)

Function Code

2 way Normally Closed	5
2 way Normally Open	6
3 way Normally Closed	7
3 way Normally Open	8
5/2 way	9

Orifice (mm) Code

Specified in mm diameter (mm)

Port Size

Bsp threaded	
1/8	1
1/4	2
3/8	3
1/2	4
3/4	5
1"	6
1 1/4	7
1 1/2	8
2"	9
2 1/2	10
3"	11
4"	12
Flanged (specify table)	AF

Voltage

(Standard)	Code	(non-Standard)	Code
240v 50Hz	1	120v 60Hz	3
110v 50Hz	2	220v 60Hz	4
24v 50Hz	5	32v DC	6
12v DC	7	48v DC	9
24v DC	8	240v DC	10
415v 50Hz	11	220v DC	12

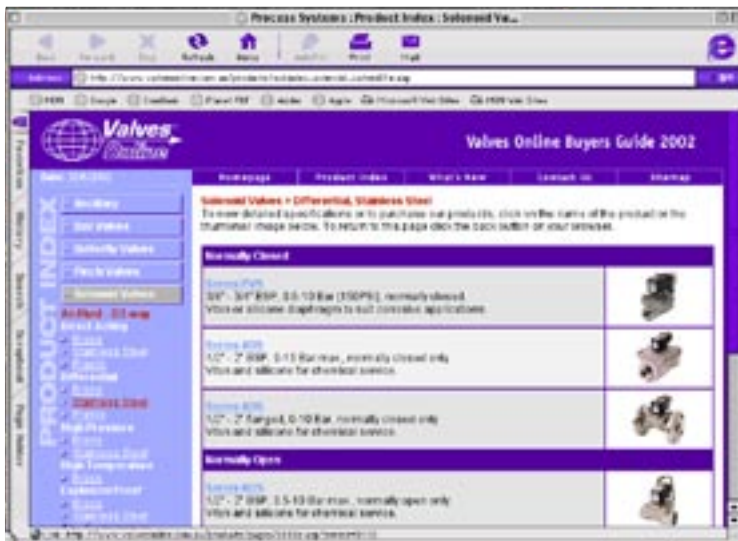
Options Code

All valves standard with DIN coils and LED illuminated connector plugs unless otherwise specified	
Anti-Hammer (slow close)	AH
Clean for oxygen	C
DIN coil c/w LED plug	DIN
Flying Leads (coil)	F
High Pressure (where optional)	HP
Manual Override	M
Silver Shading Ring (standard in copper -required only for AC)	R
Vacuum (where optional)	U
Special (see description)	X
Explosion Proof (European)	Exm
Flame Proof (Aust.)	Ex d
Dust & Ignition Proof (Aust.)	D.I.P.

Elastomer Code

(Seal Material)	
EPDM	E
Nitrile (NBR)	N
Neoprene	NE
Silicone	S
Teflon (PTFE)	T
Viton (FKM)	V

www.valvesonline.com.au • www.valvesonline.com.nz • www.valvesonline.com.za



- All latest products and constantly updated information
- Easy, interactive 'Find it' product index - data base driven
- 'What's new' latest releases
- PDF file data sheet downloads
- 'Contact us' section
- 'Register' on our e-mailing list
- Newsletters
- Sitemap

PROCESS SYSTEMS PTY LTD

ABN 15 010 932 386

Email: sales@processsystems.com.au Website: www.valvesonline.com.au

P.O. Box 2070 Wellington Pt. Qld. 4160 Phone 1300 887 880 (6 lines)

Int. Phone +61 7 3890 3122 Int. Fax +61 7 3890 3133 (2 lines)

Cnr Lytton & Ramsay Rd. Hemmant, Brisbane. Qld. 4174 Australia.



Ph: 03 5278 8222 Fax: 03 5278 9761

65 Douro Street, North Geelong VIC 3215

www.factorycontrols.com.au

FAST FAX YOUR ENQUIRIES TO (07) 3890 3133 (2 lines) OR PHONE 1300 887 880 (6 lines)

WARNING

These products are intended for use in industrial applications only. Do not use these products where pressures and temperatures can exceed those listed under 'Technical Data' and in our individual 'Series' data sheets. Before using these products with fluids other than those specified, for non-industrial applications, life-support systems, or other applications not within published specifications, consult **Process Systems Pty Ltd**. Through misuse, age, or malfunction, components used in industrial valve applications can fail in various modes. The system designer is warned to consider the failure modes of all component parts used in industrial valve applications and to provide adequate safeguards to prevent personal injury or damage to equipment in the event of such failure. **System designers must provide a warning to the user in the system instructional manual if protection against a failure mode cannot be adequately provided.** System designers and end users are cautioned to review specific warnings or specifications found in instruction sheets or labels packed or attached and shipped with the products. Our policy is one of continuous research and development. We therefore reserve the right to amend without notice the specifications given in this document or our individual 'Series' data sheets.

WARRANTY INFORMATION

All products manufactured or distributed by Process Systems Pty. Ltd. are warranted by Process Systems to be free of defects in material and workmanship for a period of 1 year from the date of purchase or as the manufacturer warrants. Process Systems obligation under this warranty is limited to repair or replacement of the defective product or refund of the purchase price paid solely at the discretion of Process Systems and provided such defective product is returned to Process Systems freight prepaid and upon examination by Process Systems such product is found defective. This warranty shall be void in the event that the product has been subject to misuse, misapplication, improper maintenance, modification or tampering. This warranty is expressed in lieu of all other warranties, expressed or implied from Process Systems Pty. Ltd. representatives or employees. Process Systems reserves the right to change Valve and Brochure specifications without notice.